HIAWATHA FIRE-RESCUE

MEMORANDUM

TO: HONORABLE MAYOR, HIAWATHA CITY COUNCIL, AND STAFF

FROM: MIKE NESSLAGE, FIRE CHIEF

SUBJECT: MONTLY REPORT FOR MARCH 2019 AND 1ST QTR 2019

DATE: 4/9/2019

I am attaching statistical information for March 2019, and for the first quarter of 2019. There is quite a bit there in several different formats.

For the month of March:

- We responded to 142 calls for service.

- 737 members responded on 190 units responded to 114 calls for service for an average response of just under 6 ½ members per call. There were 92 medicals calls, 3 fire calls, and 19 service or alarms calls. Members spent a total of 295 hours actually responding on calls. As you can see from the attached spreadsheet, the numbers are down a little this month. We have several members who were injured or working out of town.

- Of those, 88 calls were in town and 5 in the township. 10 were to Shellsburg or Palo. 8 were mutual aid to Area Ambulance, and 3 were mutual aid to other fire departments. In February we assisted Area 29 times, so 8 is a substantial decrease. We continue to routinely assist Cedar Rapids on structure fires throughout the month. More and more a regional approach to is going to be important to maintaining a high level of service delivery. I've had many conversations with Chief Smith, the new CRFD Chief and these mutual aid responses will continue.

- The day shift had 52 calls. Duty Crews 5 was the busiest volunteer crew with 14 calls for service. Duty Crew 6 was the slowest at 8 calls.

- 39 members completed a total of 285 hours of training.

- 1 fire inspection was completed. This was a planned slow down as both inspectors had time off and there were re-inspections to catch up with.

Here is a list of other activities for March 2019:

- March 1st I attended a "Sound The Alarm" meeting at the Red Cross in preparation for the Smoke Detector event. I also had the opportunity to make a commercial with Chiefs Krebil from Marion, and Chief Hopper from CR.

- I took about two days at the beginning of the month to archive all the data from our previous reporting system (Firehouse Software) and completely move it off their server. We had maintained that server for several years so that we could access the data. There is no longer a need to immediately access it.

- Throughout the month we conducted interviews for a new class of volunteers. We have 10 people we are going to extend invitations to join and begin the pre joining process.

- We have been frustrated with our copier machine. It was malfunctioning; Marco would come repair it, it would work for two days, and then malfunction again. They gave us a loaner for about two weeks, and rebuilt ours completely. It is back and now functioning. We use our copier/scanner a lot, especially for ambulance billing and it was very inefficient to drive to City Hall daily to use their scanner. We are glad it is fixed. Because we are on lease contract there was no cost, but the technician said the cost was over $4,500.

- For medical training in the month of March, we went to the simulation lab's at Kirkwood. The labs provide an opportunity to hands on training in a variety of settings. It improves both skill and teamwork.

- Fire training was a operations review of technical rescue situations including confined space, trench rescue, and water rescue. We provide very basic services in those areas, and rely on Cedar Rapids for Mutual Aid. Technician level operations in this area would be costly both in terms of equipment and training. This is another example of a regional approach to service delivery.

- Additional paramedics completed both adult and pediatric advanced life support classes in March.

- I have met two more times with Chief's from Monroe Township and Robins regarding automatic aid. We intend to bring the agreement to you in May.

- I worked with Tim Hofferber, a former member, to teach First Aid at a Merit Badge University for the Scouts on March 30th.

Thank you for your support.

Item	Source		Jan		Feb		March		1st Qtr
Calls for Service	Calculation		114		142		114		**370**
Members Responding	274		859		1001		737		**2597**
Units Responding	658		192		210		190		**592**
Avg per call	Calculation		7.53508772		7.04929577		6.464912		**7.018919**
Incident Type									
Fires	553		2		6		3		**11**
Overpressure/Explosion	553		1		0		0		**1**
Rescue/EMS	553		91		106		92		**289**
Hazardous Condition	553		0		2		5		**7**
Service Call	553		3		13		4		**20**
Good Intent	553		13		9		7		**29**
False Alarms	553		3		6		3		**12**
Special Inc. Type	553		1		0		0		**1**
Medical (300)	Carry		91		106		92		**289**
Fire 100,200)	Calc		3		6		3		**12**
Other	Calc		20		30		19		**69**
									0
Patient Count	1737		92		110		95		**297**
Transport Count	1737		83		91		75		**249**
Overlapping Incidents	1723		33		54		22		**109**
Hiawatha City	972		83		88		88		**259**
Twp Contract	972		3		4		5		**12**
Shellsburg/Palo	972		13		17		10		**40**
Area Mutual Aid	972		12		29		8		**49**
Fire Mutual Aid	972		3		4		3		**10**
Shifts	27								
Days	27		48		69		52		**169**
DC1	27		9		15		9		**33**
DC2	27		19		14		12		**45**
DC3	27		15		8		9		**32**
DC4	27		7		9		10		**26**
DC5	27		11		15		14		**40**
DC6	27		5		12		8		**25**
Training									
Hours	1716		164		388		285		**837**
Members	1716		34		48		39		**121**
Fire Inspections	1130		13		20		1		**34**

Quarter 1 2019 Stats

Hiawatha Fire Department

Hiawatha, IA

This report was generated on 4/3/2019 7:54:03 AM

Breakdown by Major Incident Types for Date Range

Zone(s): All Zones | Start Date: 01/01/2019 | End Date: 03/31/2019

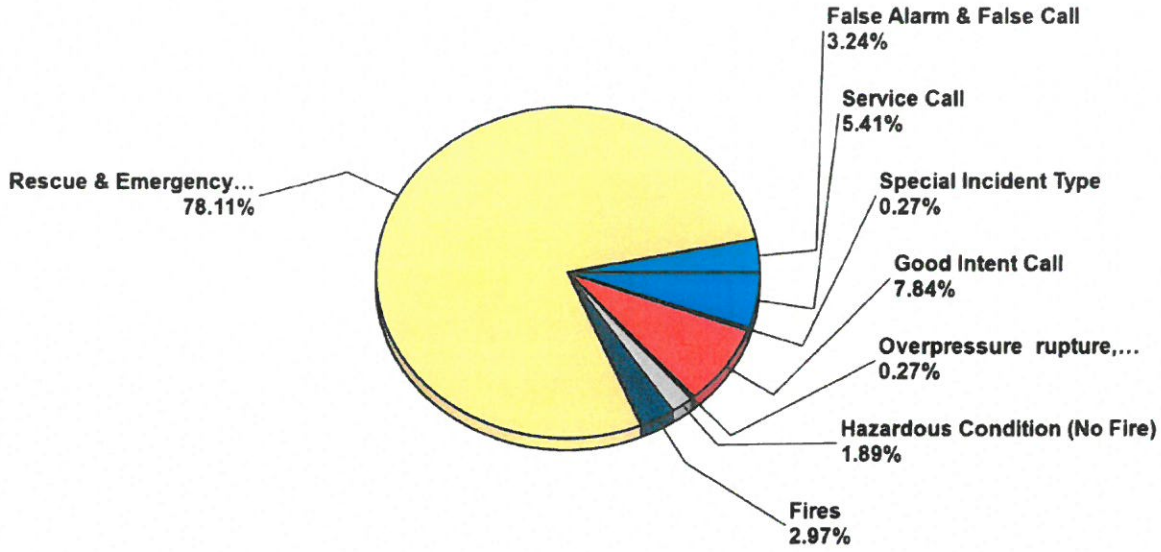

MAJOR INCIDENT TYPE	# INCIDENTS	% of TOTAL
Fires	11	2.97%
Overpressure rupture, explosion, overheat - no fire	1	0.27%
Rescue & Emergency Medical Service	289	78.11%
Hazardous Condition (No Fire)	7	1.89%
Service Call	20	5.41%
Good Intent Call	29	7.84%
False Alarm & False Call	12	3.24%
Special Incident Type	1	0.27%
TOTAL	370	100.00%

Only REVIEWED incidents included. Summary results for a major incident type are not displayed if the count is zero.

Detailed Breakdown by Incident Type		
INCIDENT TYPE	**# INCIDENTS**	**% of TOTAL**
111 - Building fire	8	2.16%
113 - Cooking fire, confined to container	1	0.27%
150 - Outside rubbish fire, other	1	0.27%
151 - Outside rubbish, trash or waste fire	1	0.27%
251 - Excessive heat, scorch burns with no ignition	1	0.27%
321 - EMS call, excluding vehicle accident with injury	278	75.14%
322 - Motor vehicle accident with injuries	8	2.16%
324 - Motor vehicle accident with no injuries.	1	0.27%
381 - Rescue or EMS standby	2	0.54%
411 - Gasoline or other flammable liquid spill	2	0.54%
412 - Gas leak (natural gas or LPG)	1	0.27%
413 - Oil or other combustible liquid spill	1	0.27%
440 - Electrical wiring/equipment problem, other	2	0.54%
461 - Building or structure weakened or collapsed	1	0.27%
520 - Water problem, other	1	0.27%
552 - Police matter	3	0.81%
554 - Assist invalid	13	3.51%
571 - Cover assignment, standby, moveup	3	0.81%
611 - Dispatched & cancelled en route	27	7.30%
621 - Wrong location	1	0.27%
651 - Smoke scare, odor of smoke	1	0.27%
715 - Local alarm system, malicious false alarm	1	0.27%
733 - Smoke detector activation due to malfunction	2	0.54%
735 - Alarm system sounded due to malfunction	2	0.54%
736 - CO detector activation due to malfunction	1	0.27%
743 - Smoke detector activation, no fire - unintentional	5	1.35%
744 - Detector activation, no fire - unintentional	1	0.27%
911 - Citizen complaint	1	0.27%
TOTAL INCIDENTS:	370	100.00%

Only REVIEWED incidents included. Summary results for a major incident type are not displayed if the count is zero.

Hiawatha Fire Department

Hiawatha, IA

This report was generated on 4/3/2019 7:55:03 AM

Incident Count for Zone for Date Range

Zone: All Zones | Start Date: 01/01/2019 | End Date: 03/31/2019

ZONE	NUMBER OF CALLS
090 - Cedar Rapids - Mutual Aid for CRFD	6
090A - Area Ambulance Mutual Aid Calls, all areas	47
101 - Rainbow Estates	86
111 - Library/Tucker Park/City Hall	17
113 - Robins Rd, South of Boyson	50
114 - Center Point Rd, Emmons to Boyson	5
121 - West Hiawatha/Heritage Green	14
131 - Monroe Township/Hiawatha Fire	13
211 - North Center Point Road, Stamy Rd Industrial Park	30
212 - Robins Rd, North of Boyson	13
218 - Bali Hai	28
221 - Hiawatha North, Progress Drive Area	2
222 - Wolf Creek Neighborhood	3
300 - North of Tower Terrace, In City Limits	2
319 - Tower Terrace Community	3
380 - On I-380 or right away/ramps	5
400 - Monroe Township/Monroe Fire	2
600 - Palo and Palo FPD6	16
700 - Marion/Marion FPD	1
800 - Shellsburg/Shellsburg FPD	24
999 - Not Classified	3
TOTAL:	370

Zone information is defined on the Basic Info 3 screen of an incident. This report counts each exposure. Only REVIEWED incidents included.

Hiawatha Fire Department

Hiawatha, IA

This report was generated on 4/3/2019 7:56:03 AM

Total Incidents per Personnel for Date Range

Personnel: All Personnel | Sort By: Personnel | Start Date: 01/01/2019 | End Date: 03/31/2019

PERSONNEL	COUNT	PERCENTAGE
Archibald , Robert S	11	2.97 %
Ayers-Berry, Tanner Q	57	15.41 %
Barth, Jared R	36	9.73 %
Bentley, Stefan A	33	8.92 %
Berry, Madison A	31	8.38 %
Betts, Joshua M	35	9.46 %
Brenneman , Greg S	79	21.35 %
Brown , Taylor James Kenneth	103	27.84 %
Brunscheen , Zachary R	93	25.14 %
Cole, Douglas J	29	7.84 %
Craven , Stephen H	33	8.92 %
Cross, Coleman T	31	8.38 %
Daley , Jeffrey M	74	20.00 %
Dieter, Jered P	27	7.30 %
Dietrich, Sean G	107	28.92 %
Fairlie , Caleb A	46	12.43 %
Farley, Grady D	25	6.76 %
Froehlich , Adam N	8	2.16 %
Gelski , Christopher D	38	10.27 %
Hartke, Aaron J	25	6.76 %
Hobbs , Jedidiah J	52	14.05 %
Hook , Michael W	20	5.41 %
Hoover , Eric R	13	3.51 %
Husmann, David A	143	38.65 %
Jellison , Nicholas J	160	43.24 %
Kennally, Joey N	22	5.95 %
Kjome , Ben H	48	12.97 %
Kroemer , Kurt T	38	10.27 %
Lane, Elliana C	23	6.22 %
Langguth , Pacer L	40	10.81 %
Lellig , Matthew R	40	10.81 %
Lightner, Israel C	28	7.57 %
Mackin , William F	3	0.81 %
McCarty, Payton J	41	11.08 %
Miller, Christina L	1	0.27 %
Minear, Shaylee A	15	4.05 %
Nesslage , Michael V	172	46.49 %
Packman, Nathan A	45	12.16 %
Partridge, Trent	7	1.89 %

Includes incidents where personnel responded to on or off an apparatus. Only REVIEWED incidents included.

PERSONNEL	COUNT	PERCENTAGE
Potter, Alexander R	44	11.89 %
Powell, Micah M	65	17.57 %
Powers , Matthew K	157	42.43 %
Ransford , Brad A	39	10.54 %
Rasmussen, Deborah D	32	8.65 %
Rescue 57, Sheriff	2	0.54 %
Rounds, Martin A	35	9.46 %
Scharnau, Dylan	2	0.54 %
Schinstock, Todd R	33	8.92 %
Sheeley, Andrew C	3	0.81 %
Student , EMS (EMT, AEMT, or PM)	15	4.05 %
Studt , Scott A	58	15.68 %
Sweeney , Andrew S	30	8.11 %
Tarasi, Frank P	43	11.62 %
Thoreson, Kyle I	50	13.51 %
Van Weelden, Shelby S	82	22.16 %
Veerhusen , Dan S	48	12.97 %
Wallraff, Nicholas J	23	6.22 %
Zlabek , John C	7	1.89 %
Sum of Individual Responses	2600	
Total Incidents for Date Range	370	

Includes incidents where personnel responded to on or off an apparatus. Only REVIEWED incidents included.

Hiawatha Fire Department

Hiawatha, IA

This report was generated on 4/3/2019 7:56:54 AM

Incident Count by Weekday and Hour for Zone for Shift for Date Range

Shift(s): All Shifts | Zone: All Zones | Start Date: 01/01/2019 | End Date: 03/31/2019

Hour	Sun	Mon	Tue	Wed	Thu	Fri	Sat
00:00	3	2	1	1	1	2	2
01:00	2	0	2	0	0	1	0
02:00	1	1	1	1	0	0	1
03:00	0	0	1	1	0	0	3
04:00	2	0	1	1	0	3	1
05:00	0	1	1	1	0	0	0
06:00	1	4	2	1	1	4	1
07:00	2	2	1	5	0	4	0
08:00	2	5	2	4	4	1	4
09:00	3	1	4	1	3	4	2
10:00	1	5	2	2	2	1	0
11:00	5	3	4	10	2	5	2
12:00	6	4	2	2	7	4	0
13:00	8	6	4	3	4	2	3
14:00	1	3	3	2	4	7	4
15:00	4	9	2	4	0	3	2
16:00	4	1	3	9	2	2	4
17:00	1	5	1	2	1	3	4
18:00	4	2	1	3	2	5	3
19:00	1	1	2	3	2	4	1
20:00	0	1	0	1	2	2	2
21:00	0	5	2	1	4	3	3
22:00	1	0	2	0	3	2	0
23:00	0	0	1	2	2	1	1
Total Responses for Day	52	61	45	60	46	63	43
% of Responses for Day	15.38%	14.75%	8.89%	16.67%	15.22%	11.11%	9.30%
% of Responses for Week	14.05%	16.49%	12.16%	16.22%	12.43%	17.03%	11.62%

Hour	Total per Hour	Percent
00:00	12	3.24%
01:00	5	1.35%
02:00	5	1.35%
03:00	5	1.35%
04:00	8	2.16%
05:00	3	0.81%
06:00	14	3.78%
07:00	14	3.78%
08:00	22	5.95%
09:00	18	4.86%
10:00	13	3.51%
11:00	31	8.38%
12:00	25	6.76%
13:00	30	8.11%
14:00	24	6.49%
15:00	24	6.49%
16:00	25	6.76%
17:00	17	4.59%
18:00	20	5.41%
19:00	14	3.78%
20:00	8	2.16%
21:00	18	4.86%
22:00	8	2.16%
23:00	7	1.89%
Total	370	100.00%

Incident Count by Weekday and Hour for Zone, for Shift and Date Range. Zone information is defined on the Basic Info 3 screen of an incident. Only REVIEWED incidents included. Maximum call volumes for each day are shown with a RED background, and maximum call volumes for each hour are shown with a BLUE background. "% of Responses for Day" indicates the maximum hourly call volume as percentage of total calls for the day of the week. "% of Responses for Week" indicates the total number of calls for the day of the week as a percentage of total calls.

Hiawatha Fire Department

Hiawatha, IA

This report was generated on 4/3/2019 7:57:31 AM

Incidents by Shift for Date Range

Start Date: 01/01/2019 | End Date: 03/31/2019

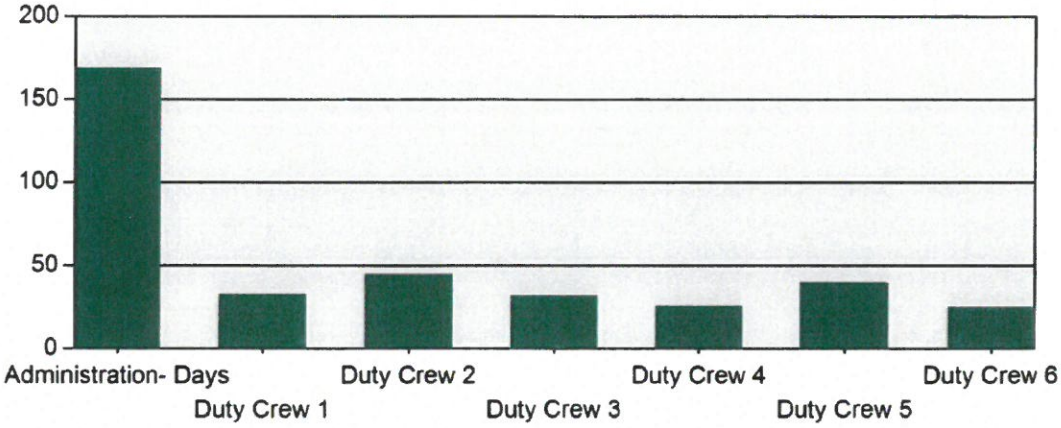

SHIFT	# INCIDENTS
Administration- Days	169
Duty Crew 1	33
Duty Crew 2	45
Duty Crew 3	32
Duty Crew 4	26
Duty Crew 5	40
Duty Crew 6	25
TOTAL:	**370**

Incidents with multiple EXPOSURES, with distinct stations, may create a slight difference between the report total and total number of actual incidents for the DATE RANGE provided. The totals reflect the # INCIDENTS each STATION was assigned. Only REVIEWED incidents included.

Hiawatha Fire Department

Hiawatha, IA

This report was generated on 4/3/2019 7:58:15 AM

Completed Inspections per Inspection Type for Date Range

Start Date: 01/01/2019 | End Date: 03/31/2019

ID	OCCUPANCY	ADDRESS	DATE	INSPECTOR	RESULT	NOTES
Inspection Type: Alarm System Plan Review						
	Finish Towers	1700 Hawkeye DR #D Hiawatha, IA 52233	02/26/2019	Powers , Matthew K	Passed	No concerns noted, see citizenserve for review
			Total # Inspections for Alarm System Plan Review: 1			
Inspection Type: Annual						
	D & K Products	1719 Hawkeye DR Hiawatha, IA 52233	01/09/2019	Brunscheen , Zachary R	Pending	Need to investigate Tier 2 reporting and placard doors per NFPA 704. Fire dept will investigate aisle ways in storage area.
5	Farmer's Daughter Market	495 Miller RD Hiawatha, IA 52233	01/11/2019	Brunscheen , Zachary R	Passed	
	Squaw Creek Millwork aka: R.L. Holdings	1540 Stamy RD Hiawatha, IA 52233	01/11/2019	Powers , Matthew K	Pending	
	Junge Automotive	1200 Boyson RD Hiawatha, IA 52233	01/17/2019	Powers , Matthew K	Pending	FD to investigate allowable amount for flammable liquids and investigate fire doors leading into flammable storage room
	Ultra Lawn Company Inc	780 Kacena DR Hiawatha, IA 52233	01/17/2019	Powers , Matthew K	Pending	Contact Iowa DNR to evaluate need for Tier II reporting. Update NFPA 704 placard.
	ABC Disposal Systems, Inc	113 Reynolds PL Hiawatha, IA 52233	01/21/2019	Brunscheen , Zachary R	Pending	
	Midwest Janitorial	1395 N Center Point RD Hiawatha, IA 52233	01/21/2019	Brunscheen , Zachary R	Pending	
	Cedar Rapids Millwork	1950 Progress DR Hiawatha, IA 52233	01/23/2019	Brunscheen , Zachary R	Pending	Check with Iowa Fire Protection regarding sprinkler system deficiencies.
	Cedar Graphics Inc.	311 Parsons DR Hiawatha, IA 52233	01/29/2019	Brunscheen , Zachary R	Pending	

Includes LOCKED inspections for both archived and unarchived occupancy records.

ID	OCCUPANCY	ADDRESS	DATE	INSPECTOR	RESULT	NOTES
Inspection Type: Annual						
3	Big Ten Mart	1225 Boyson RD Hiawatha, IA 52233	02/11/2019	Brunscheen , Zachary R	Pending	
4	El Kahir Shrine	905 Tower Terrace RD Hiawatha, IA 52233	02/11/2019	Brunscheen , Zachary R	Pending	
9	Tomaso's Pizza	1061 N Center Point RD Hiawatha, IA 52233	02/11/2019	Brunscheen , Zachary R	Pending	
	Cedar Valley Habitat for Humanity	1165 Industrial DR Hiawatha, IA 52233	02/13/2019	Brunscheen , Zachary R	Pending	
	Hawkeye Convenience Store	975 Robins RD Hiawatha, IA 52233	02/13/2019	Brunscheen , Zachary R	Passed	
2	Kwik Shop	300 E Blairs Ferry RD Hiawatha, IA 52233	02/13/2019	Brunscheen , Zachary R	Pending	
13	Casey's General Store	780 N Center Point RD Hiawatha, IA 52233	02/13/2019	Brunscheen , Zachary R	Passed	
128	Board and Brush	1709 Boyson RD Hiawatha, IA 52233	02/13/2019	Brunscheen , Zachary R	Passed	
32	Quick Mart	655 Robins RD Hiawatha, IA 52233	02/13/2019	Brunscheen , Zachary R	Passed	
	Fareway	885 Edgewood RD Hiawatha, IA 52233	02/19/2019	Brunscheen , Zachary R	Pending	
5	Farmer's Daughter Market	495 Miller RD Hiawatha, IA 52233	02/22/2019	Brunscheen , Zachary R	Passed	
6	Lucky Penny	1705 Boyson RD Hiawatha, IA 52233	02/25/2019	Brunscheen , Zachary R	Pending	

Total # Inspections for Annual: 21

Includes LOCKED inspections for both archived and unarchived occupancy records.

ID	OCCUPANCY	ADDRESS	DATE	INSPECTOR	RESULT	NOTES
Inspection Type: Building Plan Review						
	Happy Joe's	1950 Blairs Ferry RD #108 Hiawatha, IA 52233	01/15/2019	Powers , Matthew K	Passed	Need more information on Hood System. IFC 607.2 states needs Tyle 1 Hood, 904.2.2 States hood needs automatic Fire extinguishing system. Still need Fire alarm plans.
				Total # Inspections for Building Plan Review: 1		
Inspection Type: Complaint						
	Hiawatha Fire Department	60 10th AVE Hiawatha, IA 52233	01/15/2019	Powers , Matthew K	Pending	
	Craft Fitness	205 Miller RD Hiawatha, IA 52233	03/22/2019	Powers , Matthew K	Complaint cleared by Contact	Received complaint that the business was using pyrotechnics inside the building during events. Was sent photos from facebook showing that. It appeared that they were using a device that threw flames into the air. Talked to owner and he stated it was used for an event. Was directed that he needed a permit to use this device. Device was not present on inspection. Owner stated they would not use the device again. Images uploaded to files section of occupancy.
				Total # Inspections for Complaint: 2		
Inspection Type: Fire Protection System Inspection						
	Tower Commerce Park Lot 2	1700 Hawkeye DR Hiawatha, IA 52233	02/22/2019	Powers , Matthew K	Passed	Above ceiling sprinkler, still needs alarm permit pulled
				Total # Inspections for Fire Protection System Inspection: 1		
Inspection Type: Occupancy						
	Brown Inc	2111 Robins RD Hiawatha, IA 52233	01/15/2019	Powers , Matthew K	Passed	
	New Horizons LLC	1850 Boyson RD Hiawatha, IA 52233	01/24/2019	Powers , Matthew K	Passed	Post remodel inspection Mount extinguishers as discussed. One in common corridor by entrance and one leading out the rear side exit Exit door leading out rear common exit not mounted yet, builder stated will have panic hardware, needs checked to ensure.
				Total # Inspections for Occupancy: 2		

Includes LOCKED inspections for both archived and unarchived occupancy records.

ID	OCCUPANCY	ADDRESS	DATE	INSPECTOR	RESULT	NOTES
Inspection Type: Reinspection						
	Cedar Rapids Millwork	1950 Progress DR Hiawatha, IA 52233	02/11/2019	Brunscheen , Zachary R	Passed	
	Junge Automotive	1200 Boyson RD Hiawatha, IA 52233	02/19/2019	Brunscheen , Zachary R	Passed	
	Newell Machinery	1405 Mitchell DR Hiawatha, IA 52233	02/19/2019	Brunscheen , Zachary R	Pending	
	J & A Printing	1155 Sherman RD Hiawatha, IA 52233	02/19/2019	Brunscheen , Zachary R	Pending	
					Total # Inspections for Reinspection: 4	
Inspection Type: Special Hazard						
	Nexus Entertainment Arts	1165 Industrial AVE Hiawatha, IA 52233	02/20/2019	Powers , Matthew K	Pending	Clearance around HVAC
					Total # Inspections for Special Hazard: 1	
Inspection Type: Sprinkler System Plan Revieww						
	Taco John's	1940 Blairs Ferry RD Hiawatha, IA 52233	02/25/2019	Powers , Matthew K	Passed	See Citizenserve
					Total # Inspections for Sprinkler System Plan Revieww: 1	

TOTAL # INSPECTIONS: 34

Includes LOCKED inspections for both archived and unarchived occupancy records.

March 2019 Stats

Hiawatha Fire Department

Hiawatha, IA

This report was generated on 4/3/2019 7:54:31 AM

Breakdown by Major Incident Types for Date Range

Zone(s): All Zones | Start Date: 03/01/2019 | End Date: 03/31/2019

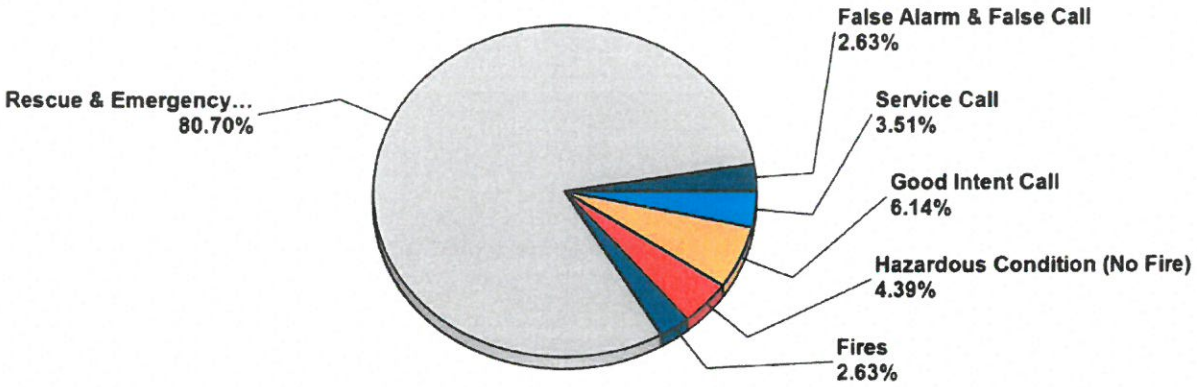

MAJOR INCIDENT TYPE	# INCIDENTS	% of TOTAL
Fires	3	2.63%
Rescue & Emergency Medical Service	92	80.70%
Hazardous Condition (No Fire)	5	4.39%
Service Call	4	3.51%
Good Intent Call	7	6.14%
False Alarm & False Call	3	2.63%
TOTAL	114	100.00%

Only REVIEWED incidents included. Summary results for a major incident type are not displayed if the count is zero.

Detailed Breakdown by Incident Type		
INCIDENT TYPE	**# INCIDENTS**	**% of TOTAL**
111 - Building fire	1	0.88%
150 - Outside rubbish fire, other	1	0.88%
151 - Outside rubbish, trash or waste fire	1	0.88%
321 - EMS call, excluding vehicle accident with injury	92	80.70%
411 - Gasoline or other flammable liquid spill	2	1.75%
412 - Gas leak (natural gas or LPG)	1	0.88%
440 - Electrical wiring/equipment problem, other	1	0.88%
461 - Building or structure weakened or collapsed	1	0.88%
554 - Assist invalid	4	3.51%
611 - Dispatched & cancelled en route	6	5.26%
621 - Wrong location	1	0.88%
735 - Alarm system sounded due to malfunction	1	0.88%
736 - CO detector activation due to malfunction	1	0.88%
743 - Smoke detector activation, no fire - unintentional	1	0.88%
TOTAL INCIDENTS:	114	100.00%

Only REVIEWED incidents included. Summary results for a major incident type are not displayed if the count is zero.

Hiawatha Fire Department

Hiawatha, IA

This report was generated on 4/3/2019 7:55:24 AM

Incident Count for Zone for Date Range

Zone: All Zones | Start Date: 03/01/2019 | End Date: 03/31/2019

ZONE	NUMBER OF CALLS
090 - Cedar Rapids - Mutual Aid for CRFD	2
090A - Area Ambulance Mutual Aid Calls, all areas	6
101 - Rainbow Estates	27
111 - Library/Tucker Park/City Hall	6
113 - Robins Rd, South of Boyson	17
114 - Center Point Rd, Emmons to Boyson	2
121 - West Hiawatha/Heritage Green	5
131 - Monroe Township/Hiawatha Fire	5
211 - North Center Point Road, Stamy Rd Industrial Park	14
212 - Robins Rd, North of Boyson	5
218 - Bali Hai	7
221 - Hiawatha North, Progress Drive Area	1
222 - Wolf Creek Neighborhood	1
300 - North of Tower Terrace, In City Limits	1
319 - Tower Terrace Community	2
400 - Monroe Township/Monroe Fire	1
600 - Palo and Palo FPD6	4
800 - Shellsburg/Shellsburg FPD	6
999 - Not Classified	2
TOTAL:	114

Zone information is defined on the Basic Info 3 screen of an incident. This report counts each exposure. Only REVIEWED incidents included.

Hiawatha Fire Department

Hiawatha, IA

This report was generated on 4/3/2019 7:56:21 AM

Total Incidents per Personnel for Date Range

Personnel: All Personnel | Sort By: Personnel | Start Date: 03/01/2019 | End Date: 03/31/2019

PERSONNEL	COUNT	PERCENTAGE
Archibald , Robert S	6	5.26 %
Ayers-Berry, Tanner Q	12	10.53 %
Barth, Jared R	7	6.14 %
Bentley, Stefan A	8	7.02 %
Berry, Madison A	7	6.14 %
Brenneman , Greg S	19	16.67 %
Brown , Taylor James Kenneth	32	28.07 %
Brunscheen , Zachary R	18	15.79 %
Cole, Douglas J	8	7.02 %
Craven , Stephen H	11	9.65 %
Cross, Coleman T	12	10.53 %
Daley , Jeffrey M	28	24.56 %
Dieter, Jered P	10	8.77 %
Dietrich, Sean G	34	29.82 %
Fairlie , Caleb A	10	8.77 %
Farley, Grady D	10	8.77 %
Froehlich , Adam N	2	1.75 %
Gelski , Christopher D	14	12.28 %
Hartke, Aaron J	8	7.02 %
Hobbs , Jedidiah J	15	13.16 %
Hook , Michael W	2	1.75 %
Hoover , Eric R	5	4.39 %
Husmann, David A	44	38.60 %
Jellison , Nicholas J	45	39.47 %
Kennally, Joey N	8	7.02 %
Kjome , Ben H	16	14.04 %
Kroemer , Kurt T	12	10.53 %
Lane, Elliana C	4	3.51 %
Langguth , Pacer L	13	11.40 %
Lellig , Matthew R	19	16.67 %
Lightner, Israel C	7	6.14 %
McCarty, Payton J	14	12.28 %
Minear, Shaylee A	1	0.88 %
Nesslage , Michael V	48	42.11 %
Packman, Nathan A	14	12.28 %
Partridge, Trent	4	3.51 %
Potter, Alexander R	11	9.65 %
Powell, Micah M	13	11.40 %
Powers , Matthew K	40	35.09 %

Includes incidents where personnel responded to on or off an apparatus. Only REVIEWED incidents included.

PERSONNEL	COUNT	PERCENTAGE
Ransford , Brad A	6	5.26 %
Rasmussen, Deborah D	13	11.40 %
Rounds, Martin A	11	9.65 %
Schinstock, Todd R	7	6.14 %
Student , EMS (EMT, AEMT, or PM)	13	11.40 %
Studt , Scott A	18	15.79 %
Sweeney , Andrew S	8	7.02 %
Tarasi, Frank P	12	10.53 %
Thoreson, Kyle I	17	14.91 %
Van Weelden, Shelby S	17	14.91 %
Veerhusen , Dan S	13	11.40 %
Wallraff, Nicholas J	10	8.77 %
Zlabek , John C	1	0.88 %
Sum of Individual Responses	737	
Total Incidents for Date Range	114	

Includes incidents where personnel responded to on or off an apparatus. Only REVIEWED incidents included.

Hiawatha Fire Department

Hiawatha, IA

This report was generated on 4/3/2019 7:57:08 AM

Incident Count by Weekday and Hour for Zone for Shift for Date Range

Shift(s): All Shifts | Zone: All Zones | Start Date: 03/01/2019 | End Date: 03/31/2019

Hour	Sun	Mon	Tue	Wed	Thu	Fri	Sat
00:00	3	2	1	0	0	1	1
01:00	1	0	1	0	0	0	0
02:00	0	0	1	0	0	0	0
03:00	0	0	0	1	0	0	1
04:00	0	0	0	0	0	1	1
05:00	0	1	1	0	0	0	0
06:00	0	0	1	0	0	0	1
07:00	0	0	1	3	0	1	0
08:00	0	1	0	1	0	0	1
09:00	0	0	2	0	1	0	1
10:00	1	1	2	1	0	0	0
11:00	0	1	1	2	1	2	1
12:00	2	1	1	1	3	0	0
13:00	2	3	1	1	2	0	3
14:00	0	2	1	1	0	4	2
15:00	3	2	2	0	0	1	1
16:00	0	1	1	1	0	1	1
17:00	1	1	1	0	0	1	2
18:00	0	1	1	0	0	0	1
19:00	0	0	0	1	1	1	0
20:00	0	0	0	0	1	1	0
21:00	0	3	0	0	0	1	2
22:00	1	0	1	0	1	0	0
23:00	0	0	0	1	1	1	0
Total Responses for Day	14	20	20	14	11	16	19
% of Responses for Day	21.43%	15.00%	10.00%	21.43%	27.27%	25.00%	15.79%
% of Responses for Week	12.28%	17.54%	17.54%	12.28%	9.65%	14.04%	16.67%

Hour	Total per Hour	Percent
00:00	8	7.02%
01:00	2	1.75%
02:00	1	0.88%
03:00	2	1.75%
04:00	2	1.75%
05:00	2	1.75%
06:00	2	1.75%
07:00	5	4.39%
08:00	3	2.63%
09:00	4	3.51%
10:00	5	4.39%
11:00	8	7.02%
12:00	8	7.02%
13:00	12	10.53%
14:00	10	8.77%
15:00	9	7.89%
16:00	5	4.39%
17:00	6	5.26%
18:00	3	2.63%
19:00	3	2.63%
20:00	2	1.75%
21:00	6	5.26%
22:00	3	2.63%
23:00	3	2.63%
Total	114	100.00%

Incident Count by Weekday and Hour for Zone, for Shift and Date Range. Zone information is defined on the Basic Info 3 screen of an incident. Only REVIEWED incidents included. Maximum call volumes for each day are shown with a RED background, and maximum call volumes for each hour are shown with a BLUE background. "% of Responses for Day" indicates the maximum hourly call volume as percentage of total calls for the day of the week. "% of Responses for Week" indicates the total number of calls for the day of the week as a percentage of total calls.

Hiawatha Fire Department

Hiawatha, IA

This report was generated on 4/3/2019 7:57:51 AM

Incidents by Shift for Date Range

Start Date: 03/01/2019 | End Date: 03/31/2019

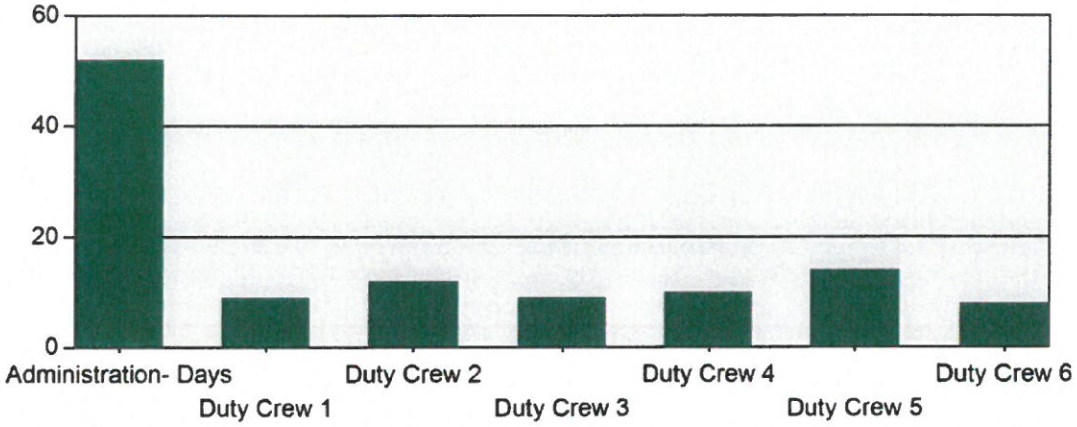

SHIFT	# INCIDENTS
Administration- Days	52
Duty Crew 1	9
Duty Crew 2	12
Duty Crew 3	9
Duty Crew 4	10
Duty Crew 5	14
Duty Crew 6	8
TOTAL:	**114**

Incidents with multiple EXPOSURES, with distinct stations, may create a slight difference between the report total and total number of actual incidents for the DATE RANGE provided. The totals reflect the # INCIDENTS each STATION was assigned. Only REVIEWED incidents included.

Hiawatha Fire Department

Hiawatha, IA

This report was generated on 4/3/2019 7:58:30 AM

Completed Inspections per Inspection Type for Date Range

Start Date: 03/01/2019 | End Date: 03/31/2019

ID	OCCUPANCY	ADDRESS	DATE	INSPECTOR	RESULT	NOTES
Inspection Type: Complaint						
	Craft Fitness	205 Miller RD Hiawatha, IA 52233	03/22/2019	Powers , Matthew K	Complaint cleared by Contact	Received complaint that the business was using pyrotechnics inside the building during events. Was sent photos from facebook showing that. It appeared that they were using a device that threw flames into the air. Talked to owner and he stated it was used for an event. Was directed that he needed a permit to use this device. Device was not present on inspection. Owner stated they would not use the device again. Images uploaded to files section of occupancy.

Total # Inspections for Complaint: 1

TOTAL # INSPECTIONS: 1

Includes LOCKED inspections for both archived and unarchived occupancy records.