HIAWATHA FIRE-RESCUE

MEMORANDUM

TO: HONORABLE MAYOR, HIAWATHA CITY COUNCIL

FROM: MIKE NESSLAGE, FIRE CHIEF

SUBJECT: MONTHLY REPORT FOR JULY 2017

DATE: 8/9/2017

The FD participated in a number of meetings and activities in July in addition to our regular response and training duties.

- July 7th, I attended the Linn County EMA Executive board meeting. We also interviewed a prospective member that day. We also responded to 3 calls that day.

- On July 8th we provided mutual aid for Cedar Rapids at the Cedar River Paper Fire. We rotated 3 crews through and were there almost 8 hours. We also provided coverage for the north east side of Cedar Rapids, covering one call for them. We also responded to two other calls of our own during that time frame. We responded to a total of 4 calls that day.

- July 12th, Chief Powers met with representatives at 1710 Hawkeye to discuss a change in use. The former office building was now being used by REM clients who were handicapped, making the building an institutional occupancy requiring some fire safety upgrades. We also responded to a total of 6 calls that day.

- On the 12th we had also been experiencing some cooling issues in the radio room, and had Colony heating come out and make some adjustments, with some improvement.

- On the 13th, I participated in the Local Emergency Planning Committee (LEPC) in the morning, and in the afternoon met with other members of the Kirkwood EMS advisory committee as they are undergoing their accreditation as an EMS learning institution. Chief Powers met with Fire Marshall's from Cedar Rapids and Marion that day. They discussed fireworks and other code issues. We have continued to be in discussion with Marion and Cedar Rapids Fire Departments regarding fireworks regulations. It appears that Cedar Rapids will recommend making fireworks illegal. Part of their reasoning is that the population density of the area isn't appropriate for fireworks. The same day, we provided fire extinguisher training to about 70 people at the Hiawatha Care Center. Along with that we responded to 7 calls that day.

- On July 14th I attended an after action meeting reference the Cedar River Paper fire. I later met with Lt. Mike Kasper from Sherriff Dispatch regarding some future technology changes and concerns. I also met with Julie Stephens from Linn County Public Health discussing coalition building activities. The same day, Chief Powers, with the assistance of several members, placed all the new SCBA's on to the apparatus and removed the old ones. We responded to 6 calls that day.

- On July 15th the crew made a visit to Hope Church to do a fire safety presentation for their vacation bible school.

- On the 18th Chief Powers conducted an annual inspection at Caseys.

- On the 19th I attended a meeting in West Des Moines with other Fire Chief's, Ambulance Directors, and Ashley Hinson. The meeting was in regards to getting GEMT, Ground Emergency Medical Transport legislation enacted. This would provide federal funding to cover shortfalls in payments we received from patients with Medicaid. If this legislation passes, Hiawatha could see an increase in ambulance revenue of $40,000-$70,000 annually. There were also 7 calls that day.

- On the 20th, Chief Powers and I attended the State of the City luncheon at Kirkwood. That night I also attended the County Firefighters Association meeting in Coggon, where there was a discussion regarding some changes in dispatch procedures, and the response to the tornado event in Prairieburg. We responded to 5 calls that day.

- On Friday, July 21st we responded to a fire at Casey's. A refrigeration device malfunctioned, setting the Styrofoam covering on fire. The fire built enough heat to cause the waterline to fail, which extinguished the fire before it could do more damage! Unfortunately, Casey's had to close their kitchen for the weekend because of the potential contamination to the food service area. We responded to 6 other calls that day!

- July 25th – July 27th I attended training on Emergency Reporting. Emergency Reporting is the data management system we use to do all of our emergency reports, to produce the statistical data you see in this report, to track maintenance, training, and inspections, among other features. I found the three day class very valuable and have been implementing some changes already.

- I'm attaching a nice "attaboy" email from the director of the Shellsburg First Responders. The author of the letter is a quality assurance officer for Unity Point. Daniel is an outstanding young man who recently completed paramedic school. I'm always very proud to receive these notes and emails.

- We responded to 108 calls for service in July, and we had eight days where we responded to 5 or more calls. I'll also note that in July, 20% of our calls are overlapping with other calls. Year to date we are at 772 calls, which is a 10.7% increase over last year.

- We also have on the agenda the appointment of 4 new volunteers. Some of our college kids are going back to school. We had several members also complete their EMT certifications this month.

As always, should you have any questions, please contact me.

M Nesslage

From: Mott, Lori J.
Sent: Wednesday, August 09, 2017 11:22 AM
To: Michael Nesslage
Subject: RE: Paramedic On Duty for CPR call in Shellsburg

Dan Walter

Good Morning Mike,

Unfortunately, I did not introduce myself this morning to an outstanding paramedic on your crew. D. Walter was on his uniform and I regret not getting his first name Mike. During the CPR call this morning in Shellsburg, he managed the call in a professional, cool and calm manner. He was also very compassionate to the patients wife, providing her with updates regarding next steps, and asking if there was anything else that he could do for her.

I work for a healthcare organization and our Values are to Foster Unity and collaborate with others, Own the Moment and make moments matter, Champion Excellence and commit to providing high quality care, and Seize Opportunities to anticipate the needs of our guest, patients and co-workers. D. Walter delivered care this morning that was exhibited in every one of those Values. Can you please thank him for me? He was a high-performing, organized and considerate caregiver!

I appreciate you passing my gratitude to him.

Lori Mott
Shellsburg EMS

This message and accompanying documents are covered by the Electronic Communications Privacy Act, 18 U.S.C. sections 2510-2521, and contain information intended for the specified individual(s) only. This information is confidential. If you are not the intended recipient or an agent responsible for delivering it to the intended recipient, you are hereby notified that you have received this document in error and that any review, dissemination, copying, or the taking of any action based on the contents of this information is strictly prohibited. If you have received this communication in error, please notify us immediately by e-mail, and delete the original message.

Hiawatha Fire Department

Hiawatha, IA

This report was generated on 8/9/2017 11:08:49 AM

Incident Statistics

Start Date: 07/01/2017 | End Date: 07/31/2017

INCIDENT COUNT	
INCIDENT TYPE	**# INCIDENTS**
EMS	81
FIRE	27
TOTAL	108

TOTAL TRANSPORTS (N2 and N3)

APPARATUS	# of APPARATUS TRANSPORTS	# of PATIENT TRANSPORTS	TOTAL # of PATIENT CONTACTS
0	0	0	0
E-284	0	3	3
M12	11	13	13
M16	54	70	70
M8	1	1	1
T1	0	1	1
TOTAL	66	88	88

PRE-INCIDENT VALUE	LOSSES
$497,700.00	$3,500.00

CO CHECKS

TOTAL

MUTUAL AID

Aid Type	Total
Aid Given	2

OVERLAPPING CALLS

# OVERLAPPING	% OVERLAPPING
22	20.37

LIGHTS AND SIREN - AVERAGE RESPONSE TIME (Dispatch to Arrival)

Station	EMS	FIRE
Station 1	0:07:07	0:07:27
	AVERAGE FOR ALL CALLS	0:07:11

LIGHTS AND SIREN - AVERAGE TURNOUT TIME (Dispatch to Enroute)

Station	EMS	FIRE
Station 1	0:03:05	0:03:56
	AVERAGE FOR ALL CALLS	0:03:15

AGENCY	AVERAGE TIME ON SCENE (MM:SS)
Hiawatha Fire Department	18:29

Only Reviewed Incidents included. CO Checks only includes Incident Types: 424, 736 and 734. # Apparatus Transports = # of incidents where apparatus transported. # Patient Transports = # of PCR with disposition "Treated, Transported by EMS". # Patient Contacts = # of PCR contacted by apparatus. This report now returns both NEMSIS 2 & 3 data as appropriate.

Hiawatha Fire Department

Hiawatha, IA

This report was generated on 8/9/2017 11:05:54 AM

Breakdown by Major Incident Types for Date Range

Zone(s): All Zones | Start Date: 07/01/2017 | End Date: 07/31/2017

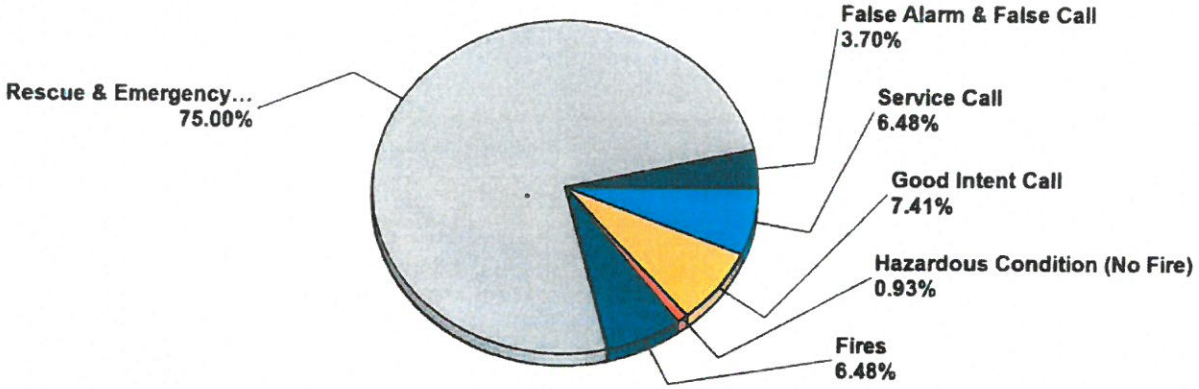

MAJOR INCIDENT TYPE	# INCIDENTS	% of TOTAL
Fires	7	6.48%
Rescue & Emergency Medical Service	81	75.00%
Hazardous Condition (No Fire)	1	0.93%
Service Call	7	6.48%
Good Intent Call	8	7.41%
False Alarm & False Call	4	3.70%
TOTAL	108	100.00%

Only REVIEWED incidents included. Summary results for a major incident type are not displayed if the count is zero.

Detailed Breakdown by Incident Type		
INCIDENT TYPE	# INCIDENTS	% of TOTAL
111 - Building fire	3	2.78%
131 - Passenger vehicle fire	1	0.93%
143 - Grass fire	1	0.93%
160 - Special outside fire, other	2	1.85%
311 - Medical assist, assist EMS crew	1	0.93%
321 - EMS call, excluding vehicle accident with injury	74	68.52%
322 - Motor vehicle accident with injuries	3	2.78%
323 - Motor vehicle/pedestrian accident (MV Ped)	2	1.85%
324 - Motor vehicle accident with no injuries.	1	0.93%
412 - Gas leak (natural gas or LPG)	1	0.93%
500 - Service Call, other	2	1.85%
531 - Smoke or odor removal	1	0.93%
552 - Police matter	1	0.93%
554 - Assist invalid	2	1.85%
571 - Cover assignment, standby, moveup	1	0.93%
611 - Dispatched & cancelled en route	7	6.48%
652 - Steam, vapor, fog or dust thought to be smoke	1	0.93%
733 - Smoke detector activation due to malfunction	3	2.78%
743 - Smoke detector activation, no fire - unintentional	1	0.93%
TOTAL INCIDENTS:	108	100.00%

Only REVIEWED incidents included. Summary results for a major incident type are not displayed if the count is zero.

Hiawatha Fire Department

Hiawatha, IA

This report was generated on 8/9/2017 11:07:46 AM

Incident Count for Zone for Date Range

Zone: All Zones | Start Date: 07/01/2017 | End Date: 07/31/2017

ZONE	NUMBER OF CALLS
090 - Cedar Rapids	2
090A - Area Mutual Aid Calls, all areas	11
101 - Rainbow Estates	21
111 - Library/Tucker Park/City Hall	14
113 - Robins Rd, South of Boyson	7
114 - Center Point Rd, Emmons to Boyson	3
121 - West Hiawatha/Heritage Green	11
131 - Monroe Township/Hiawatha Fire	3
211 - North Center Point Road, Stamy Rd Industrial Park	12
212 - Robins Rd, North of Boyson	2
218 - Bali Hai	5
221 - Hiawatha North, Progress Drive Area	2
222 - Wolf Creek Neighborhood	1
380 - On I-380 or right away/ramps	2
400 - Monroe Township/Monroe Fire	1
600 - Palo and Palo FPD6	3
800 - Shellsburg/Shellsburg FPD	7
999 - Not Classified	1
TOTAL:	108

Zone information is defined on the Basic Info 3 screen of an incident. This report counts each exposure. Only REVIEWED incidents included.

Hiawatha Fire Department

Hiawatha, IA

This report was generated on 8/9/2017 11:08:22 AM

Incidents by Day of the Week for Date Range

Start Date: 07/01/2017 | End Date: 07/31/2017

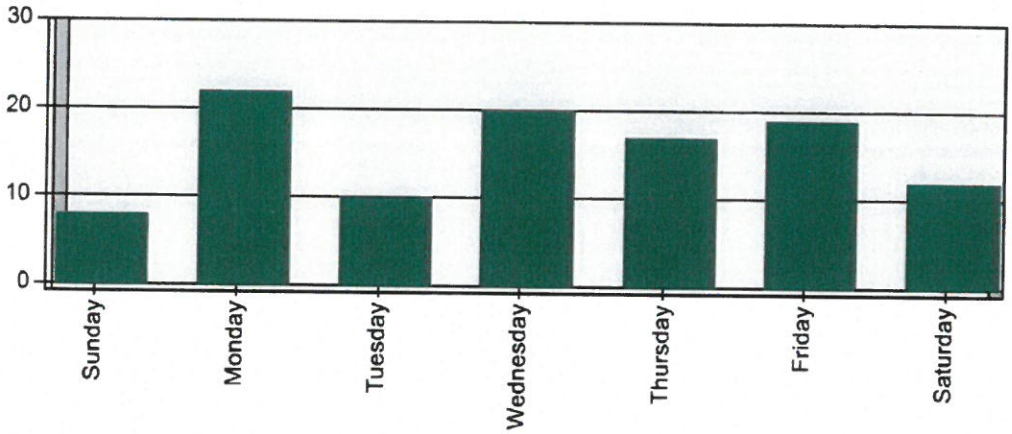

DAY OF THE WEEK	# INCIDENTS
Sunday	8
Monday	22
Tuesday	10
Wednesday	20
Thursday	17
Friday	19
Saturday	12
TOTAL	**108**

Only REVIEWED incidents included

Hiawatha Fire Department

Hiawatha, IA

This report was generated on 8/9/2017 10:53:08 AM

Incidents by Shift for Date Range

Start Date: 07/01/2017 | End Date: 07/31/2017

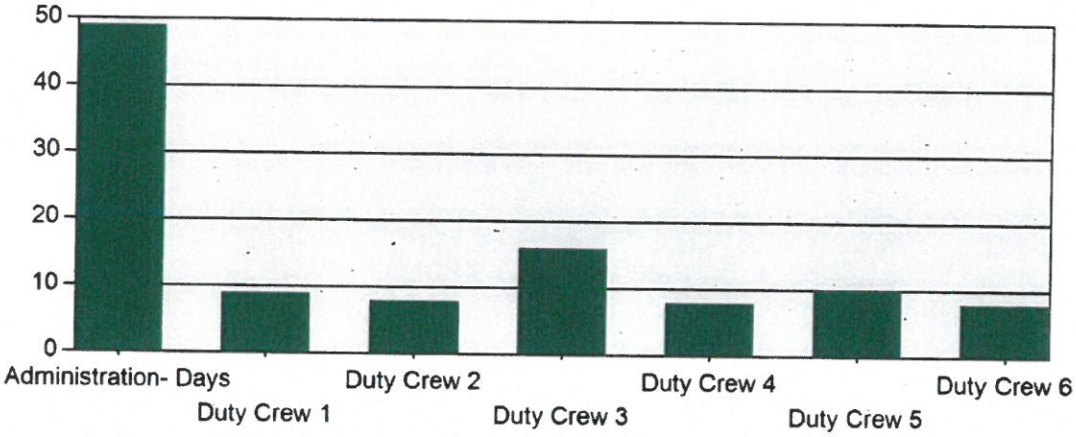

SHIFT	# INCIDENTS
Administration- Days	49
Duty Crew 1	9
Duty Crew 2	8
Duty Crew 3	16
Duty Crew 4	8
Duty Crew 5	10
Duty Crew 6	8
TOTAL:	**108**

Incidents with multiple EXPOSURES, with distinct stations, may create a slight difference between the report total and total number of actual incidents for the DATE RANGE provided. The totals reflect the # INCIDENTS each STATION was assigned. Only REVIEWED incidents included.

Hiawatha Fire Department

Hiawatha, IA

This report was generated on 8/9/2017 11:03:15 AM

StartDate: 7/1/2017 | EndDate: 7/31/2017

PERSONNEL	COUNT	PERCENTAGE
Walter , Daniel	85	78.70 %
Powers , Matthew K	51	47.22 %
Van Weelden, Shelby	49	45.37 %
Nesslage , Michael V	44	40.74 %
Daley , Jeffery M	33	30.56 %
Brenneman , Greg S	31	28.70 %
Fairlie , Caleb	30	27.78 %
Neuhaus , Ryan A	25	23.15 %
Studt , Scott	25	23.15 %
Ransford , Brad	20	18.52 %
Craven , Stephen H	19	17.59 %
Brunscheen , Zachary R	18	16.67 %
Hartke, Aaron	18	16.67 %
Hobbs , Jedidiah	18	16.67 %
Kjome , Ben H	18	16.67 %
Langguth , Pacer	16	14.81 %
Tarasi, Frank P	15	13.89 %
Veerhusen , Dan	15	13.89 %
Cole, Douglas	13	12.04 %
Liscum , Chris	13	12.04 %
Mackin , William F	13	12.04 %
Betts, Joshua	11	10.19 %
Kroemer , Kurt	11	10.19 %
Wallraff, Nick	11	10.19 %
Jellison , Nicholas	10	9.26 %
Archibald , Robert S	9	8.33 %
Froehlich , Adam N	9	8.33 %
Hoover , Eric	8	7.41 %
Lellig , Matthew	8	7.41 %
Studt , Morgan S	8	7.41 %
Barth, Jared	7	6.48 %
Gelski , Christopher	7	6.48 %
Kennally, Joey	7	6.48 %
Schalla, Zach	7	6.48 %
McCarty, Payton	6	5.56 %
Minear, Shaylee	5	4.63 %
Schinstock, Todd	5	4.63 %
Mackin, Samantha	4	3.70 %
Roberts, Devantez	4	3.70 %
Sweeney , Andrew S	4	3.70 %
Westendorf , Joe	4	3.70 %

Includes incidents where personnel responded to on or off an apparatus. Only REVIEWED incidents included.

PERSONNEL	COUNT	PERCENTAGE
Hook , Michael W	3	2.78 %
Rowell, Spencer	3	2.78 %
Sum of Individual Responses	720	
Total Incidents for Date Range	108	

Includes incidents where personnel responded to on or off an apparatus. Only REVIEWED incidents included.

Hiawatha Fire Department

Hiawatha, IA

This report was generated on 8/9/2017 11:05:20 AM

Incidents by Day for Date Range

Start Date: 07/01/2017 | End Date: 07/31/2017

DAY	# INCIDENTS
07/01/2017	2
07/02/2017	1
07/03/2017	5
07/04/2017	2
07/05/2017	4
07/06/2017	2
07/07/2017	3
07/08/2017	4
07/09/2017	2
07/10/2017	3
07/11/2017	3
07/12/2017	6
07/13/2017	7
07/14/2017	6
07/15/2017	1
07/16/2017	2
07/17/2017	3
07/18/2017	4
07/19/2017	7
07/20/2017	5
07/21/2017	7
07/22/2017	3
07/23/2017	1
07/24/2017	5
07/25/2017	1
07/26/2017	3
07/27/2017	3
07/28/2017	3
07/29/2017	2
07/30/2017	2

Only REVIEWED incidents included