# HIAWATHA FIRE-RESCUE

**MEMORANDUM**

**TO:** HONORABLE MAYOR, HIAWATHA CITY COUNCIL

**FROM:** MIKE NESSLAGE, FIRE CHIEF

**SUBJECT:** MONTHLY REPORT FOR OCTOBER 2016

**DATE:** 11/9/2016

We had a very busy month of October with both emergency and non emergency activities. Attached are the statistical details for the month. We had 109 responses for the month, and year to date we have responded to 1053 incidents.

Grant wise, we have been very busy. Dan Veerhusen has completed the paperwork for our next grant. We are submitting for powered cots. The cots reduce our exposure to back injuries, and are safer for the patient. Matt Powers has been working on the RFP for the compressor and fill station portion of our previous grant, and sent it out last week. We continue to evaluate breathing apparatus, and will finish the evaluation stage up at the end of the month. We will send that RFP out late in December or early January. With that we had several vendors stop in this month to demonstrate their wares.

We have been very busy interviewing applicants for our next recruit class. We have received 16 applications, have interviewed 15, and so far 10 are in the process. In process includes physicals and background check. We have a wide variety of applicants and hope to place them on the December 7th agenda for your approval. We also lost three members this month. Preston Hoffa was a volunteer medic who took a full time position in Gladstone, MO. Juju Smith was a volunteer medic that left for full time employment with Goldstar Ambulance (Mayo Clinic's) in Rochester. Chris Linssen was a volunteer firefighter who is in a relationship with JuJu and he followed her. In addition, Nathan Packman is on leave, completing basic training for the Army Reserve.

M12, the 2012 Chevy ambulance had a collision with a deer. They were responding to a crash on Blairs Ferry Rd when a large deer ran out and struck them. The deer did about $5000 in damage to the ambulance. It will be out of service until it goes to Abra on November 16th. M12 was in the shop two other times in October. It had an drive train issue in early October, that was a costly repair that ended up being a warranty issue with no charge to us. Additionally, the unit, somehow, suffered sidewall damage to the tires between the duals, damaging both tires and we had to replace those tires.

October is Fire Prevention month and that kept us busy. We had 12 separate preschool and school tours or visits in October, which means we had contact with well over 200 children. We also participated in the Pecks Fall Fun day, and Skogman Pumpkin Patch. Finally, we conducted our annual smoke detector check day. On Saturday the 29th we visited 51 homes and checked smoke alarms. We replaced 215 batteries. In that, 81 people lived in those 51 homes. The average age was 73 years old. In addition, we received $200 in donations. That money goes into a revolving fund in the firefighters association, of which I am authorized to spend for smoke detectors or batteries to support this program. This year, Neighbor Insurance sponsored the program and bought batteries. We continue to receive calls almost daily to assist people with smoke alarms. The issue is that many of the homes in Hiawatha have vaulted ceilings, making it difficult to reach. Combine that with the age of the requestors, it's best that we provide that service. Altogether, I estimate that in October we had well over 2000 citizen contacts in a non emergent setting.

Although the Chili Supper was in November, I'll mention that we had 900 people attend. Thank you to those who stopped by to support us.

# Hiawatha Fire Department

*Hiawatha, IA*

This report was generated on 11/9/2016 12:42:50 PM

**Incident Statistics**

Start Date: 10/01/2016 | End Date: 10/31/2016

| INCIDENT COUNT | |
|---|---|
| **INCIDENT TYPE** | **# INCIDENTS** |
| EMS | 84 |
| FIRE | 25 |
| TOTAL | 109 |

**TOTAL TRANSPORTS**

| APPARATUS | # of APPARATUS TRANSPORTS | # of PATIENT TRANSPORTS | TOTAL # of PATIENT CONTACTS |
|---|---|---|---|
| CART1 | 0 | 0 | 10 |
| M12 | 35 | 34 | 43 |
| M16 | 17 | 17 | 22 |
| M8 | 4 | 4 | 7 |
| TOTAL | 56 | 55 | 82 |

| PRE-INCIDENT VALUE | LOSSES |
|---|---|
| $0.00 | $0.00 |

| CO CHECKS | |
|---|---|
| 736 - CO detector activation due to malfunction | 2 |
| TOTAL | 2 |

| MUTUAL AID | |
|---|---|
| **Aid Type** | **Total** |
| Aid Given | 2 |

| OVERLAPPING CALLS | |
|---|---|
| **# OVERLAPPING** | **% OVERLAPPING** |
| **33** | **30.28** |

**LIGHTS AND SIREN - AVERAGE RESPONSE TIME (Dispatch to Arrival)**

| Station | EMS | FIRE |
|---|---|---|
| Station 1 | 0:07:16 | 0:06:07 |
| | AVERAGE FOR ALL CALLS | 0:07:10 |

**LIGHTS AND SIREN - AVERAGE TURNOUT TIME (Dispatch to Enroute)**

| Station | EMS | FIRE |
|---|---|---|
| Station 1 | 0:02:26 | 0:02:37 |
| | AVERAGE FOR ALL CALLS | 0:02:27 |

| AGENCY | AVERAGE TIME ON SCENE (MM:SS) |
|---|---|
| Hiawatha Fire Department | 18:40 |

Only Reviewed Incidents included. CO Checks only includes Incident Types: 424, 736 and 734. # Apparatus Transports = # of incidents where apparatus transported. # Patient Transports = # of PCR with disposition "Treated, Transported by EMS". # Patient Contacts = # of PCR contacted by apparatus.

# Hiawatha Fire Department

*Hiawatha, IA*

This report was generated on 11/9/2016 12:43:27 PM

**Breakdown by Major Incident Types for Date Range**

Zone(s): All Zones | Start Date: 10/01/2016 | End Date: 10/31/2016

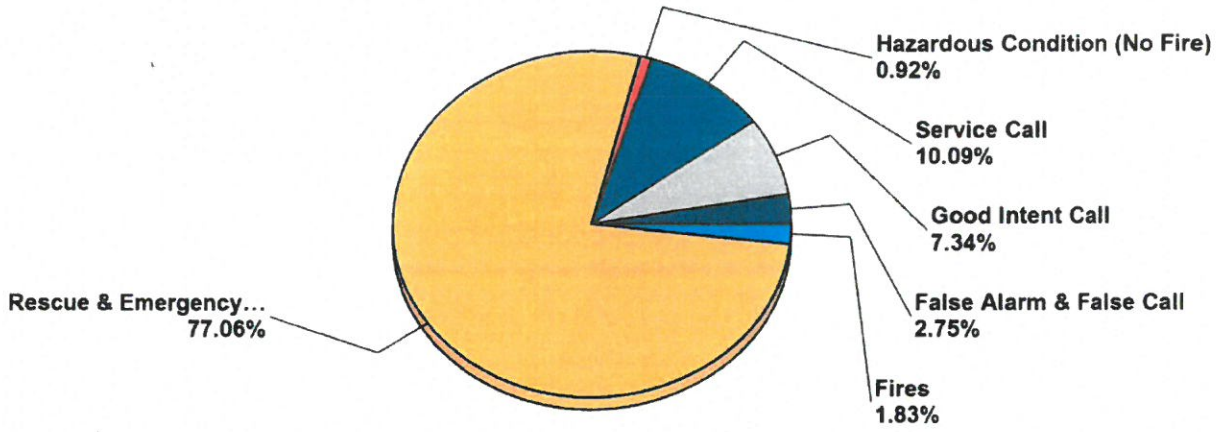


| MAJOR INCIDENT TYPE | # INCIDENTS | % of TOTAL |
|---|---|---|
| Fires | 2 | 1.83% |
| Rescue & Emergency Medical Service | 84 | 77.06% |
| Hazardous Condition (No Fire) | 1 | 0.92% |
| Service Call | 11 | 10.09% |
| Good Intent Call | 8 | 7.34% |
| False Alarm & False Call | 3 | 2.75% |
| TOTAL | 109 | 100.00% |

Only REVIEWED incidents included. Summary results for a major incident type are not displayed if the count is zero.

| Detailed Breakdown by Incident Type | | |
|---|---|---|
| **INCIDENT TYPE** | **# INCIDENTS** | **% of TOTAL** |
| 113 - Cooking fire, confined to container | 1 | 0.92% |
| 151 - Outside rubbish, trash or waste fire | 1 | 0.92% |
| 320 - Emergency medical service, other | 7 | 6.42% |
| 321 - EMS call, excluding vehicle accident with injury | 69 | 63.30% |
| 322 - Motor vehicle accident with injuries | 7 | 6.42% |
| 323 - Motor vehicle/pedestrian accident (MV Ped) | 1 | 0.92% |
| 400 - Hazardous condition, other | 1 | 0.92% |
| 500 - Service Call, other | 7 | 6.42% |
| 510 - Person in distress, other | 1 | 0.92% |
| 511 - Lock-out | 1 | 0.92% |
| 554 - Assist invalid | 2 | 1.83% |
| 611 - Dispatched & cancelled en route | 7 | 6.42% |
| 622 - No incident found on arrival at dispatch address | 1 | 0.92% |
| 700 - False alarm or false call, other | 1 | 0.92% |
| 736 - CO detector activation due to malfunction | 2 | 1.83% |
| TOTAL INCIDENTS: | 109 | 100.00% |

Only REVIEWED incidents included. Summary results for a major incident type are not displayed if the count is zero.

# Hiawatha Fire Department

*Hiawatha, IA*

This report was generated on 11/9/2016 12:44:07 PM

**Incident Count for Zone for Date Range**

Zone: All Zones | Start Date: 10/01/2016 | End Date: 10/31/2016

| ZONE | NUMBER OF CALLS |
|---|---|
| 090 - Cedar Rapids | 3 |
| 090A - Area Mutual Aid Calls, all areas | 7 |
| 101 - Rainbow Estates | 11 |
| 111 - Library/Tucker Park/City Hall | 7 |
| 113 - Robins Rd, South of Boyson | 8 |
| 114 - Center Point Rd, Emmons to Boyson | 3 |
| 121 - West Hiawatha/Heritage Green | 11 |
| 131 - Monroe Township/Hiawatha Fire | 2 |
| 211 - North Center Point Road, Stamy Rd Industrial Park | 9 |
| 212 - Robins Rd, North of Boyson | 1 |
| 218 - Bali Hai | 8 |
| 221 - Hiawatha North, Progress Drive Area | 1 |
| 222 - Wolf Creek Neighborhood | 4 |
| 380 - On I-380 or right away/ramps | 2 |
| 600 - Palo and Palo FPD6 | 19 |
| 800 - Shellsburg/Shellsburg FPD | 12 |
| TOTAL: | 108 |

Zone information is defined on the Basic Info 3 screen of an incident. This report counts each exposure. Only REVIEWED incidents included.

# Hiawatha Fire Department

*Hiawatha, IA*

This report was generated on 11/9/2016 12:44:40 PM

**Incidents by Shift for Date Range**

Start Date: 10/01/2016 | End Date: 10/31/2016

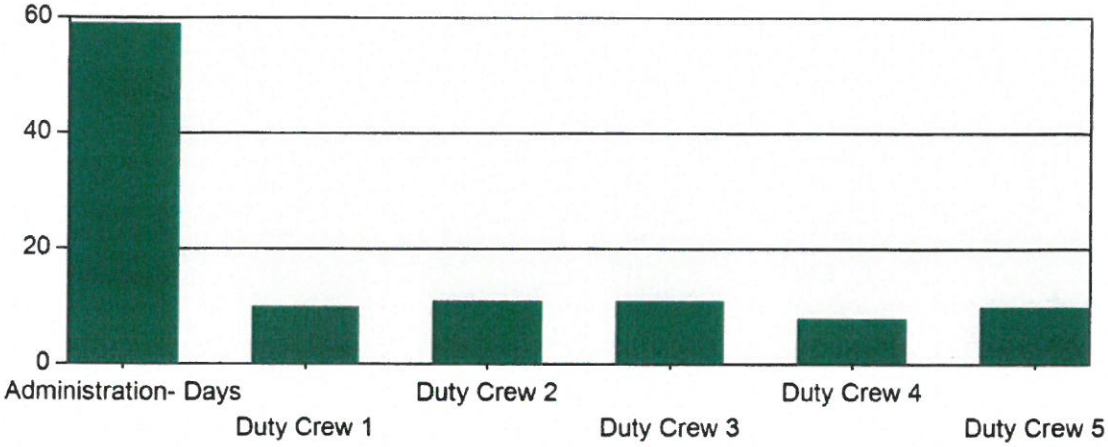


| SHIFT | # INCIDENTS |
|---|---|
| Administration- Days | 59 |
| Duty Crew 1 | 10 |
| Duty Crew 2 | 11 |
| Duty Crew 3 | 11 |
| Duty Crew 4 | 8 |
| Duty Crew 5 | 10 |
| **TOTAL:** | **109** |

Incidents with multiple EXPOSURES, with distinct stations, may create a slight difference between the report total and total number of actual incidents for the DATE RANGE provided. The totals reflect the # INCIDENTS each STATION was assigned. Only REVIEWED incidents included.

# Hiawatha Fire Department

*Hiawatha, IA*

This report was generated on 11/9/2016 12:44:40 PM

**Incidents by Shift for Date Range**

Start Date: 10/01/2016 | End Date: 10/31/2016

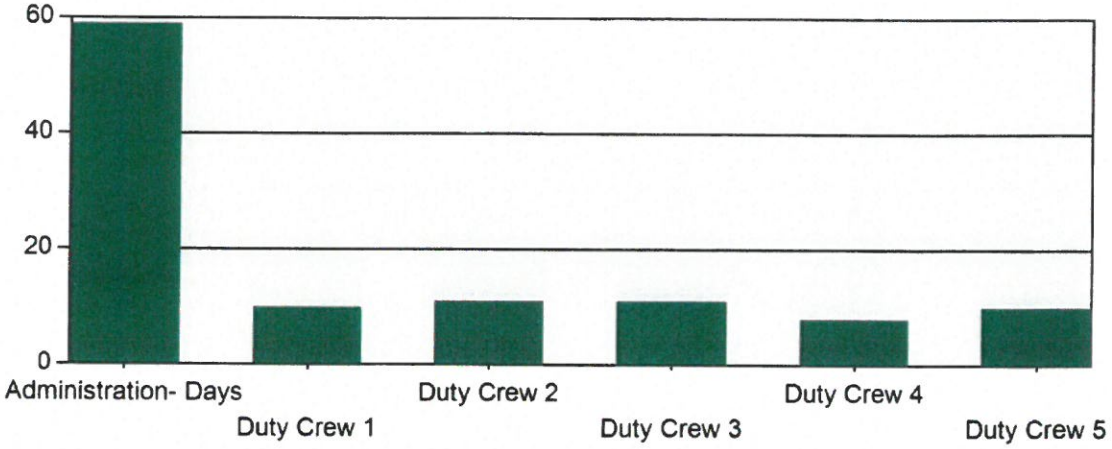


| SHIFT | # INCIDENTS |
|---|---|
| Administration- Days | 59 |
| Duty Crew 1 | 10 |
| Duty Crew 2 | 11 |
| Duty Crew 3 | 11 |
| Duty Crew 4 | 8 |
| Duty Crew 5 | 10 |
| **TOTAL:** | **109** |

Incidents with multiple EXPOSURES, with distinct stations, may create a slight difference between the report total and total number of actual incidents for the DATE RANGE provided. The totals reflect the # INCIDENTS each STATION was assigned. Only REVIEWED incidents included.