HIAWATHA FIRE-RESCUE

MEMORANDUM

TO: HONORABLE MAYOR, HIAWATHA CITY COUNCIL

FROM: MIKE NESSLAGE, FIRE CHIEF

SUBJECT: MONTHLY REPORT FOR OCTOBER 2018

DATE: 11/15/2018

Attached is the statistical data for the month. We had 108 calls for service. We ended with 1087 calls year to date, five calls ahead of last year. However, as of Nov 14th we've had 1141 calls for service compared to 1125 last year. We are winding down from fire prevention month in October, which I wrote about last month. We are getting back into our regular routine of days without tours or demos.

The chili supper was outstanding. The traffic numbers were down a little from last year, but the income was up. We changed the price for the first time that I can recall, from $5 to $7. We also are seeing an increase in the number and amount of donations. Having door prizes was time consuming and made for longer lines as people stopped to sign tickets. The silent auctions went way better and brought in additional donations. I am sincerely thankful for the opportunity to talk with so many people from the community as they come through.

The Gator has been ordered from P & K, and the delivery is expected about December 11th. The Firefighters Association voted to purchase the slide in fire/EMS unit at their meeting Tuesday night. That unit is coming from QTAC, and fire unit builder located in Chico California. The cost of the slide in unit is $8,915. That brings the total on the Gator thus far to $25,466 – all funded through donations.

We filed the grant for the Powered Cots. Just before we filed Dan had the opportunity to have a grant writer review it for free. The grant writer was provided by one of the vendors. Together he and I spent a good amount of time toward the end reviewing what successful grants had done. With help from the grant writer we are optimistic.

The multipurpose room project continues to move along. The carpet, painting, and dry wall work is done. We installed a display now to view videos and presentations on, along with crews being able to watch TV in the evening. We are still waiting for delivery of the 5th pull down bed. I did a walk through with Pat Parsley of the fire station the other day, and came up with a punch list of items that we will be working on to improve our ADA compliance.

I'm very excited about the online training program that we are submitting to you for approval. It will help in so many areas, from new recruit training, to continuing training for all members. There are so many elements where it's going to improve the fire departments training program.

We took on one new member this month, Maddy Berry had been with us as an explorer, completed her EMT as a Senior in high school, and graduated last summer. She is now joining us as a full member. She also serves on Adkins, where she resides. Matt Powers has completed his Bachelor of Science degree from Waldorf. Our roster is setting right at 60, but we have a number of people that are on leave or will be on leave due to job issues, or attending college. Still, our average turnout per call was just over 7, which is pretty good. Our 8 rookies will complete their

training soon and will be joining their crews, although several of them have been helping during the day with EMS calls. We will be conducting final interviews next week to fill the full time FireMedic positions. We hope to make a decision by next week on the candidates, and have them start through the pre-offer process shortly. The goal is to have them on no later than January 1.

Mike Tucker, our consultant from ESCI, is planning on being here on December 19th to present to you the final Master Plan. This process has been extremely positive for the FD. He and I have had some great conversations during this process. I think this will be a valuable document that we will be able to use as we continue to grow.

I continue to meet with other Linn County Fire Chiefs regarding the formation of a Linn County Fire Chief's association. We plan to meet in December to finalize our Constitution and By-Laws. Having a formal organization that speaks for the Fire Chief's will improve the fire service in the region. Linn Fire District Number 6 (the taxing/controlling body for Palo FD) had refused to sign a county wide 28E mutual aid agreement. For nearly 2 years we had been struggling with them in attempts to get it signed. EMA took the lead on this, and Chief Smith from CRFD and I spent time working with former Palo Chief, but couldn't get any movement. The Palo Chief has sinch changes, the EMA director has since changed, and I was advised yesterday that the Fire Board has now signed the agreement. I've been working with both Monroe Township and Robins Fire Departments on supplemental and automatic mutual aid agreements, which will allow for us to work closer. Mark Parmentar wrote the documents for us, I'm excited that the language in the agreements was accepted by both entities. I expect that the departments will meet in December, and you will see those documents on your agenda in January.

Thanks for your support.

Hiawatha Fire Department

Hiawatha, IA

This report was generated on 11/15/2018 11:36:30 AM

Breakdown by Major Incident Types for Date Range

Zone(s): All Zones | Start Date: 10/01/2018 | End Date: 10/31/2018

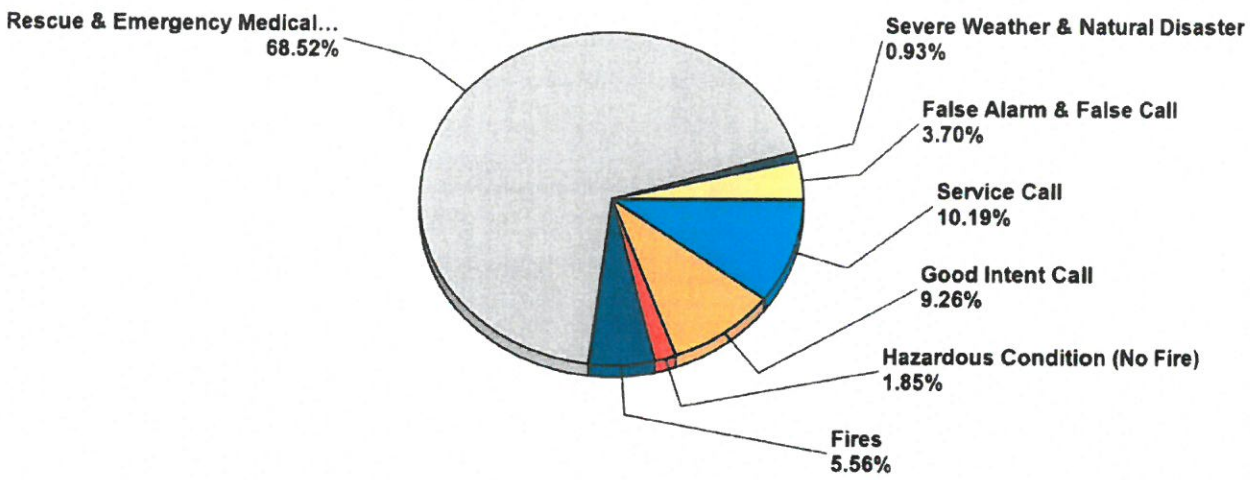

MAJOR INCIDENT TYPE	# INCIDENTS	% of TOTAL
Fires	6	5.56%
Rescue & Emergency Medical Service	74	68.52%
Hazardous Condition (No Fire)	2	1.85%
Service Call	11	10.19%
Good Intent Call	10	9.26%
False Alarm & False Call	4	3.70%
Severe Weather & Natural Disaster	1	0.93%
TOTAL	108	100.00%

Only REVIEWED incidents included. Summary results for a major incident type are not displayed if the count is zero.

Detailed Breakdown by Incident Type		
INCIDENT TYPE	**# INCIDENTS**	**% of TOTAL**
113 - Cooking fire, confined to container	1	0.93%
118 - Trash or rubbish fire, contained	1	0.93%
130 - Mobile property (vehicle) fire, other	1	0.93%
142 - Brush or brush-and-grass mixture fire	1	0.93%
150 - Outside rubbish fire, other	2	1.85%
321 - EMS call, excluding vehicle accident with injury	68	62.96%
322 - Motor vehicle accident with injuries	6	5.56%
440 - Electrical wiring/equipment problem, other	1	0.93%
480 - Attempted burning, illegal action, other	1	0.93%
511 - Lock-out	1	0.93%
553 - Public service	1	0.93%
554 - Assist invalid	6	5.56%
561 - Unauthorized burning	2	1.85%
571 - Cover assignment, standby, moveup	1	0.93%
611 - Dispatched & cancelled en route	8	7.41%
622 - No incident found on arrival at dispatch address	1	0.93%
651 - Smoke scare, odor of smoke	1	0.93%
735 - Alarm system sounded due to malfunction	1	0.93%
743 - Smoke detector activation, no fire - unintentional	3	2.78%
815 - Severe weather or natural disaster standby	1	0.93%
TOTAL INCIDENTS:	108	100.00%

Only REVIEWED incidents included. Summary results for a major incident type are not displayed if the count is zero.

Hiawatha Fire Department

Hiawatha, IA

This report was generated on 11/15/2018 11:38:00 AM

Incident Count for Zone for Date Range

Zone: All Zones | Start Date: 10/01/2018 | End Date: 10/31/2018

ZONE	NUMBER OF CALLS
090 - Cedar Rapids	1
090A - Area Mutual Aid Calls, all areas	11
101 - Rainbow Estates	30
111 - Library/Tucker Park/City Hall	6
113 - Robins Rd, South of Boyson	8
114 - Center Point Rd, Emmons to Boyson	4
121 - West Hiawatha/Heritage Green	8
131 - Monroe Township/Hiawatha Fire	3
211 - North Center Point Road, Stamy Rd Industrial Park	11
212 - Robins Rd, North of Boyson	5
218 - Bali Hai	5
221 - Hiawatha North, Progress Drive Area	1
300 - North of Tower Terrace, In City Limits	2
319 - Tower Terrace Community	1
380 - On I-380 or right away/ramps	1
400 - Monroe Township/Monroe Fire	1
600 - Palo and Palo FPD6	3
800 - Shellsburg/Shellsburg FPD	7
TOTAL:	108

Zone information is defined on the Basic Info 3 screen of an incident. This report counts each exposure. Only REVIEWED incidents included.

Hiawatha Fire Department

Hiawatha, IA

This report was generated on 11/15/2018 11:30:49 AM

Incidents by Shift for Date Range

Start Date: 10/01/2018 | End Date: 10/31/2018

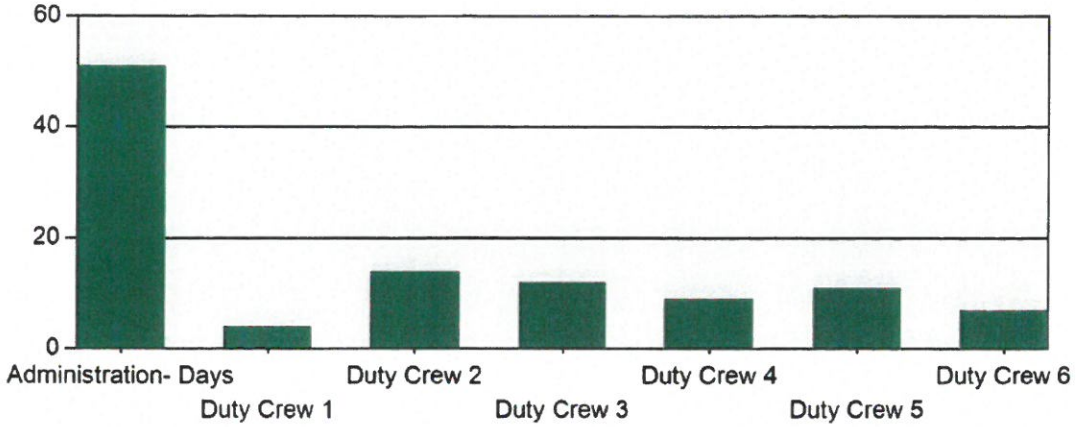

SHIFT	# INCIDENTS
Administration- Days	51
Duty Crew 1	4
Duty Crew 2	14
Duty Crew 3	12
Duty Crew 4	9
Duty Crew 5	11
Duty Crew 6	7
TOTAL:	**108**

Incidents with multiple EXPOSURES, with distinct stations, may create a slight difference between the report total and total number of actual incidents for the DATE RANGE provided. The totals reflect the # INCIDENTS each STATION was assigned. Only REVIEWED incidents included.

Hiawatha Fire Department

Hiawatha, IA

This report was generated on 11/15/2018 11:43:03 AM

Incidents by Day of the Week for Date Range

Start Date: 10/01/2018 | End Date: 10/31/2018

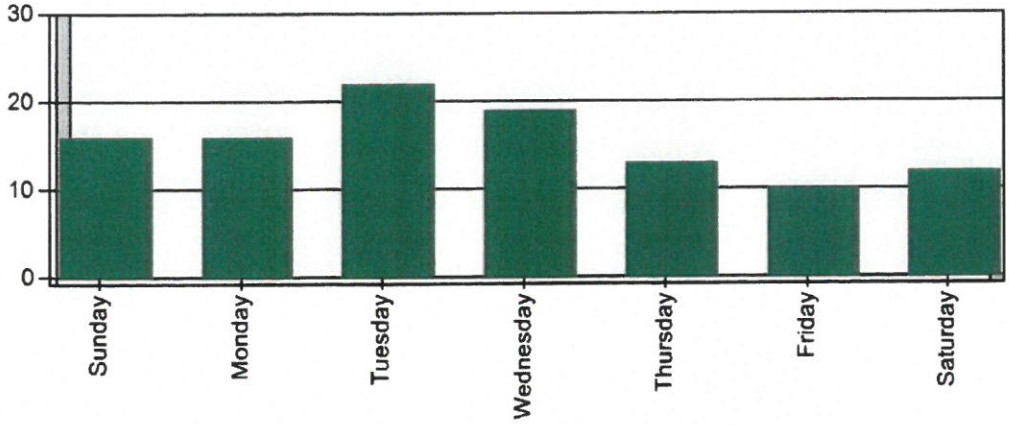

DAY OF THE WEEK	# INCIDENTS
Sunday	16
Monday	16
Tuesday	22
Wednesday	19
Thursday	13
Friday	10
Saturday	12
TOTAL	**108**

Only REVIEWED incidents included

Hiawatha Fire Department

Hiawatha, IA

This report was generated on 11/15/2018 11:33:12 AM

Total Incidents per Personnel for Date Range

Personnel: Ayers-Berry, Tanner Q; Barth, Jared R; Bentley, Stefan A; Betts, Joshua M; Brenneman , Greg S and 54 more | Sort By: Count | Start Date: 10/01/2018 | End Date: 10/31/2018

PERSONNEL	COUNT	PERCENTAGE
Nesslage , Michael V	62	57.41 %
Jellison , Nicholas J	55	50.93 %
Powers , Matthew K	49	45.37 %
Brown , Taylor James Kenneth	34	31.48 %
Brenneman , Greg S	30	27.78 %
Powell, Micah M	29	26.85 %
Bentley, Stefan A	27	25.00 %
Daley , Jeffrey M	27	25.00 %
Hobbs , Jedidiah J	27	25.00 %
Brunscheen , Zachary R	25	23.15 %
Tarasi, Frank P	25	23.15 %
Veerhusen , Dan S	23	21.30 %
Packman, Nathan A	21	19.44 %
Fairlie , Caleb A	20	18.52 %
Van Weelden, Shelby S	20	18.52 %
Kjome , Ben H	18	16.67 %
Gelski , Christopher D	17	15.74 %
Walter , Daniel C	17	15.74 %
Ayers-Berry, Tanner Q	16	14.81 %
Potter, Alexander R	16	14.81 %
Langguth , Pacer L	14	12.96 %
Rounds, Martin A	14	12.96 %
Lellig , Matthew R	13	12.04 %
Ransford , Brad A	12	11.11 %
Studt , Scott A	12	11.11 %
Craven , Stephen H	11	10.19 %
Cross, Coleman T	11	10.19 %
Cole, Douglas J	10	9.26 %
Thoreson, Kyle I	10	9.26 %
Wallraff, Nicholas J	10	9.26 %
Betts, Joshua M	9	8.33 %
Dieter, Jered P	9	8.33 %
Westendorf , Joseph W	9	8.33 %
Kroemer , Kurt T	8	7.41 %
Lightner, Israel C	8	7.41 %
Lane, Elliana C	7	6.48 %
Rasmussen, Deborah D	7	6.48 %
Hook , Michael W	6	5.56 %

Includes incidents where personnel responded to on or off an apparatus. Only REVIEWED incidents included.

PERSONNEL	COUNT	PERCENTAGE
Kennally, Joey N	6	5.56 %
McCarty, Payton J	6	5.56 %
Hartke, Aaron J	5	4.63 %
Hoover , Eric R	5	4.63 %
Mackin , William F	5	4.63 %
Sweeney , Andrew S	5	4.63 %
Zlabek , John C	5	4.63 %
Miller, Christina L	4	3.70 %
Carter , Joshua D	3	2.78 %
Minear, Shaylee A	3	2.78 %
Froehlich , Adam N	2	1.85 %
Sum of Individual Responses	787	
Total Incidents for Date Range	108	

Includes incidents where personnel responded to on or off an apparatus. Only REVIEWED incidents included.

Hiawatha Fire Department

Hiawatha, IA

This report was generated on 11/15/2018 11:50:50 AM

Completed Inspections for Occupancy Type for Date Range

Occupancy Type: All Occupancy Types | Start Date: 10/01/2018 | End Date: 10/31/2018

DATE	OCCUPANCY	ADDRESS	INSPECTOR
Occupancy Type: Business Office			
10/18/2018	Farm Bureau	1323 Boyson RD	Powers , Matthew K
Occupancy Type: Day Care			
10/01/2018	Mother Goose Learning Center	1355 Boyson LOOP	Powers , Matthew K
10/09/2018	Hiawatha Day School	1771 Boyson Square DR	Powers , Matthew K
10/26/2018	Hand in Hand Daycare	103 N Center Point RD	Brunscheen , Zachary R
Occupancy Type: Educational Facility			
10/31/2018	Kirkwood Linn Regional Center	1770 Boyson RD	Powers , Matthew K
Occupancy Type: Elementary School			
10/22/2018	Hiawatha Elementary	603 Emmons ST	Powers , Matthew K
10/22/2018	Nixon Elementary	200 Nixon DR	Powers , Matthew K
Occupancy Type: Low Hazard Storage			
10/04/2018	The Hive Collective	1165 Industrial AVE	Powers , Matthew K
10/31/2018	World Class Industries	1535 Stamy RD	Powers , Matthew K

Locked inspections only. Not archived occupancies.