HIAWATHA FIRE-RESCUE

MEMORANDUM

TO: HONORABLE MAYOR, HIAWATHA CITY COUNCIL

FROM: MIKE NESSLAGE, FIRE CHIEF

SUBJECT: MONTHLY REPORT SEPTEMBER 2017

DATE: 10/12/2017

The fire department responded to 109 incidents in the month of September. Calendar year to date we have responded to 978 calls for service, up from 945 last year. The remaining statistical data for the month is attached.

Nick and I have participated in ongoing meetings with Hiawatha Care Center staff regarding their emergency action plans and our emergency response. We are expecting to do a table top disaster drill with them later this winter. They are concerned about community risk, such as a train derailment that might cause an evacuation.

Shelby and Nick continued to participate in regional community paramedicine meetings. The contract with Mercy you tentatively approved several months ago has not been signed yet. Mark Parmenter and the rest of us continue to work on that item. At present the delay rest with our insurance carrier, ICAP. Meanwhile, Shelby continues to attend meetings and training, and we are receiving referrals from Unity Point.

The fire fighters association intends to buy a Thermal Imager with funds from the 5K, Chili Supper, and donations. We have had several vendors come in and present their product. Last Sunday we conducted live fire training at Kirkwood. We were able to test 5 cameras.

I attended a focus group with the consultants and other fire chiefs in reference to dispatch consolidation. That conversation went well and we were able to communicate our concerns about dispatch, and how those affect firefighter safety. Additionally, we were able to participate in a discussion regarding funding. Johnson County uses a mechanism via Emergency Management Agency to levy a county wide tax. The cities would not be responsible for paying for dispatch, the money would come from a county wide tax. I am optimistic that we can see some changes in the future. The consultant also had a recommendation to the fire chief's that we create a formal county chief's association. They felt like it might give a more unified voice and stronger political stance on issues such as dispatch, and a focal point for concerns going both ways. Along with the Marion, Monroe, and Mt. Vernon Chiefs, (I am the lone chief without an M city) we have started a committee to start working through that. Along with that I have had some very good discussions with the Monroe Chief and we continue to look at ways we can work together.

Nick Jellison, our new Deputy Chief- EMS attended an "EMS Supervisors Boot Camp" in Sioux City Iowa. He reported back that was a very valuable experience for him.

I attended two day training on policy and procedures in Minneapolis. The instructor is a well known fire service attorney who also has a 30 year career as a firefighter, both paid and volunteer. I found the class very helpful. We currently have over 80 policies or procedures in place and accessible to all members. We are in the process in developing more.

Have a fantastic weekend.

HIAWATHA FIRE-RESCUE

MEMORANDUM

TO: HONORABLE MAYOR, HIAWATHA CITY COUNCIL

FROM: MIKE NESSLAGE, FIRE CHIEF

SUBJECT: WOLF CREEK TRAIL FIRE

DATE: 10/12/2017

I wanted to provide a quick addendum to my council report.

As you all know, we responded to a house fire at 2410 Wolf Creek Trail on Monday night. The occupants are Jay and Beth Lehman. The grill caught on fire while Mrs. Lehman was inside and it quickly spread to the house, ultimately causing some significant structural damage. The firefight went well, we quickly had the fire under control and there were no injuries. We will be conducting and after action review next week.

In March, fire department leadership set response goals for ourselves. Specifically, our goal is to have the first fully staffed fire engine on scene within 6:59 (minutes:seconds). We would like to have an effective firefighting force of 16 people on scene within 12:59. There are times where we can't meet those goals for various practical reasons including driving distance or weather, so we strive to do it 90% of the time. The goals were developed by the fire department leadership. Yet, because we have so few building fires, it's hard to effectively track this statistic.

On this particular fire we met our goals:

- The first arriving commander goal (4:59) at 3:47.
- The first arriving fire engine goal (4 people at 6:59) at 6 people in 5:10.
- Our effective firefighting force goal (16 people at 12:59) at 11:18.

We wouldn't have been able to meet that standard without the help of mutual aid. Within a 1:25 we had requested Robins and Monroe Fire. Robins happen to be training and had a crew on station that responded quickly. Monroe was not far behind. Ultimately we ended up with 42 people before I sent some back. 26 of those were from Hiawatha. We were fortunate the call happened when it did. Had it been earlier in the day, response times would have been slower, with fewer people, both from HFD and mutual aid, meaning more fire growth and we would be limited in what we could do until more help arrived. Overall we were very pleased with the response and will evaluate ways we can improve. We've already had discussions with Monroe on how we could improve and will be talking to Robins in the next week.

I thank you for your support. As far as action from council, I don't think there is much you could change short of hiring a lot full time firefighters and I recognize that presents a financial issue. You have provided the right resources thus far and the mix we have worked Monday night. When we bring in a consultant to do the master plan, we will have more discussions with them about response times and goals and probably look at areas that will create issues in the future, as we grow. In the mean time, thanks for your support, and let me know if you have questions.

Hiawatha Fire Department

Hiawatha, IA

This report was generated on 10/11/2017 4:44:24 PM

Breakdown by Major Incident Types for Date Range

Zone(s): All Zones | Start Date: 09/01/2017 | End Date: 09/30/2017

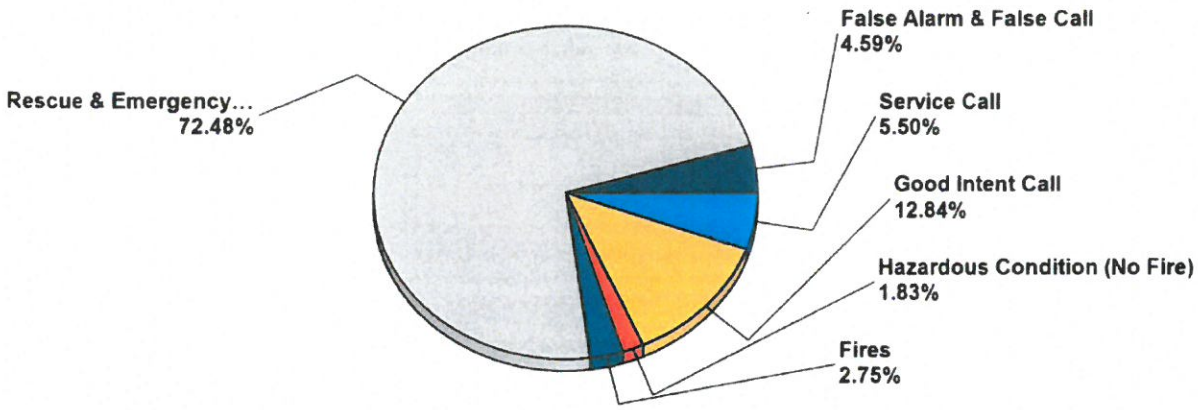

MAJOR INCIDENT TYPE	# INCIDENTS	% of TOTAL
Fires	3	2.75%
Rescue & Emergency Medical Service	79	72.48%
Hazardous Condition (No Fire)	2	1.83%
Service Call	6	5.50%
Good Intent Call	14	12.84%
False Alarm & False Call	5	4.59%
TOTAL	109	100.00%

Only REVIEWED incidents included. Summary results for a major incident type are not displayed if the count is zero.

Detailed Breakdown by Incident Type		
INCIDENT TYPE	# INCIDENTS	% of TOTAL
111 - Building fire	1	0.92%
142 - Brush or brush-and-grass mixture fire	1	0.92%
143 - Grass fire	1	0.92%
321 - EMS call, excluding vehicle accident with injury	76	69.72%
322 - Motor vehicle accident with injuries	3	2.75%
412 - Gas leak (natural gas or LPG)	1	0.92%
480 - Attempted burning, illegal action, other	1	0.92%
511 - Lock-out	1	0.92%
551 - Assist police or other governmental agency	1	0.92%
553 - Public service	1	0.92%
554 - Assist invalid	1	0.92%
561 - Unauthorized burning	1	0.92%
571 - Cover assignment, standby, moveup	1	0.92%
600 - Good intent call, other	1	0.92%
611 - Dispatched & cancelled en route	11	10.09%
622 - No incident found on arrival at dispatch address	2	1.83%
735 - Alarm system sounded due to malfunction	1	0.92%
743 - Smoke detector activation, no fire - unintentional	3	2.75%
745 - Alarm system activation, no fire - unintentional	1	0.92%
TOTAL INCIDENTS:	109	100.00%

Only REVIEWED incidents included. Summary results for a major incident type are not displayed if the count is zero.

Hiawatha Fire Department

Hiawatha, IA

This report was generated on 10/11/2017 4:44:55 PM

Incident Count for Zone for Date Range

Zone: All Zones | Start Date: 09/01/2017 | End Date: 09/30/2017

ZONE	NUMBER OF CALLS
090 - Cedar Rapids	6
090A - Area Mutual Aid Calls, all areas	5
101 - Rainbow Estates	33
111 - Library/Tucker Park/City Hall	10
113 - Robins Rd, South of Boyson	12
121 - West Hiawatha/Heritage Green	3
131 - Monroe Township/Hiawatha Fire	6
211 - North Center Point Road, Stamy Rd Industrial Park	8
212 - Robins Rd, North of Boyson	1
218 - Bali Hai	4
221 - Hiawatha North, Progress Drive Area	1
222 - Wolf Creek Neighborhood	1
319 - Tower Terrace Community	1
380 - On I-380 or right away/ramps	3
400 - Monroe Township/Monroe Fire	3
600 - Palo and Palo FPD6	9
800 - Shellsburg/Shellsburg FPD	3
TOTAL:	109

Zone information is defined on the Basic Info 3 screen of an incident. This report counts each exposure. Only REVIEWED incidents included.

Hiawatha Fire Department

Hiawatha, IA

This report was generated on 10/11/2017 4:40:15 PM

Incidents by Shift for Date Range

Start Date: 09/01/2017 | End Date: 09/30/2017

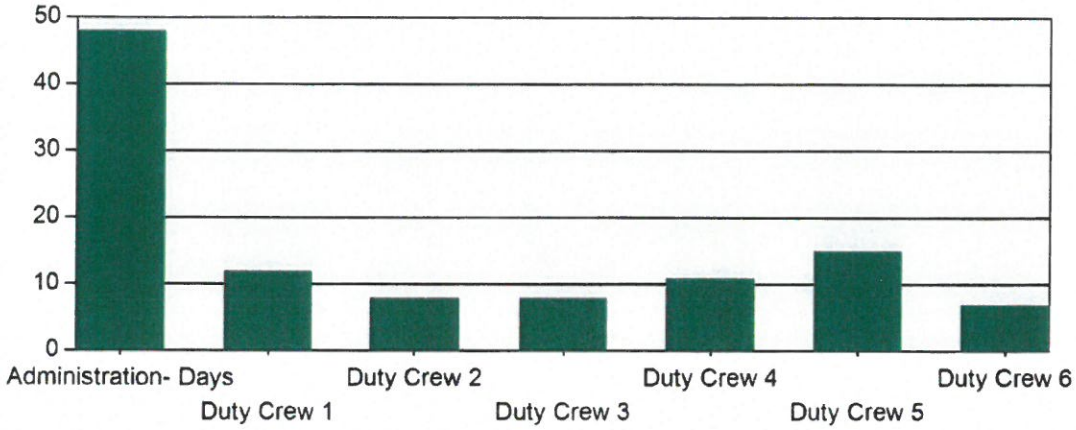

SHIFT	# INCIDENTS
Administration- Days	48
Duty Crew 1	12
Duty Crew 2	8
Duty Crew 3	8
Duty Crew 4	11
Duty Crew 5	15
Duty Crew 6	7
TOTAL:	**109**

Incidents with multiple EXPOSURES, with distinct stations, may create a slight difference between the report total and total number of actual incidents for the DATE RANGE provided. The totals reflect the # INCIDENTS each STATION was assigned. Only REVIEWED incidents included.

Hiawatha Fire Department

Hiawatha, IA

This report was generated on 10/11/2017 4:45:25 PM

Incidents by Day of the Week for Date Range

Start Date: 09/01/2017 | End Date: 09/30/2017

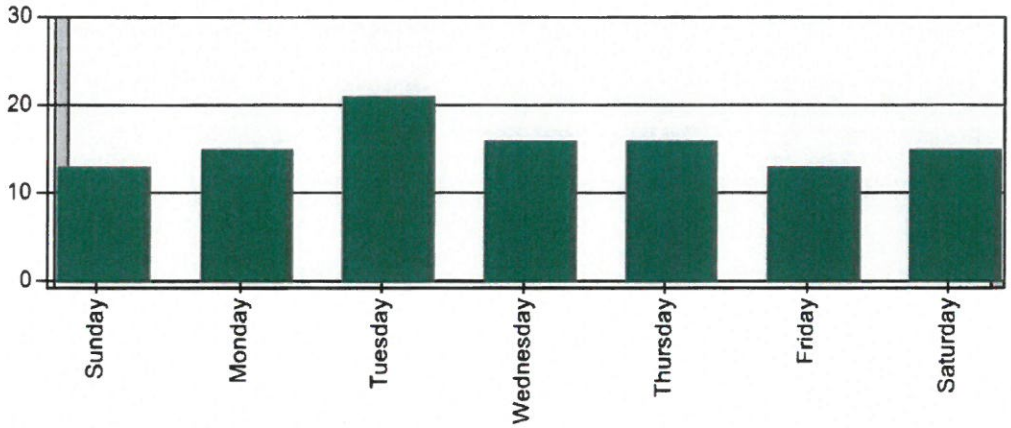

DAY OF THE WEEK	# INCIDENTS
Sunday	13
Monday	15
Tuesday	21
Wednesday	16
Thursday	16
Friday	13
Saturday	15
TOTAL	**109**

Only REVIEWED incidents included

Hiawatha Fire Department

Hiawatha, IA

This report was generated on 10/11/2017 4:42:39 PM

Total Incidents per Personnel for Date Range

Personnel: Archibald , Robert S; Barth, Jared; Betts, Joshua; Brenneman , Greg S; Brown , Taylor James Kenneth and 46 more | Sort By: Count | Start Date: 09/01/2017 | End Date: 09/30/2017

PERSONNEL	COUNT	PERCENTAGE
Walter , Daniel	57	52.29 %
Powers , Matthew K	55	50.46 %
Packman, Nathan	54	49.54 %
Brown , Taylor James Kenneth	49	44.95 %
Jellison , Nicholas	38	34.86 %
Liscum , Chris	34	31.19 %
Van Weelden, Shelby	34	31.19 %
Daley , Jeffery M	31	28.44 %
Ransford , Brad	29	26.61 %
Brunscheen , Zachary R	24	22.02 %
Nesslage , Michael V	24	22.02 %
Neuhaus , Ryan A	23	21.10 %
Brenneman , Greg S	22	20.18 %
Hobbs , Jedidiah	20	18.35 %
Barth, Jared	18	16.51 %
Cole, Douglas	18	16.51 %
Fairlie , Caleb	15	13.76 %
Langguth , Pacer	15	13.76 %
Lellig , Matthew	15	13.76 %
Hartke, Aaron	14	12.84 %
Kjome , Ben H	14	12.84 %
Schinstock, Todd	14	12.84 %
Tarasi, Frank P	14	12.84 %
Minear, Shaylee	13	11.93 %
Gelski , Christopher	12	11.01 %
Hoover , Eric	11	10.09 %
Kennally, Joey	11	10.09 %
Studt , Scott	11	10.09 %
Veerhusen , Dan	11	10.09 %
Kray, Jacob R	10	9.17 %
Mackin , William F	10	9.17 %
Betts, Joshua	9	8.26 %
Craven , Stephen H	9	8.26 %
Wallraff, Nick	9	8.26 %
Archibald , Robert S	8	7.34 %
Carter , Joshua D	7	6.42 %
Kroemer , Kurt	7	6.42 %
McCarty, Payton	6	5.50 %

Includes incidents where personnel responded to on or off an apparatus. Only REVIEWED incidents included.

PERSONNEL	COUNT	PERCENTAGE
Miller, Christina	6	5.50 %
Schalla, Zach	5	4.59 %
Roberts, Devantez	4	3.67 %
Zlabek , John C	4	3.67 %
Sweeney , Andrew S	3	2.75 %
Fisher, Seth D	2	1.83 %
Hook , Michael W	2	1.83 %
Westendorf , Joe	2	1.83 %
Froehlich , Adam N	1	0.92 %
Sum of Individual Responses	804	
Total Incidents for Date Range	109	

Includes incidents where personnel responded to on or off an apparatus. Only REVIEWED incidents included.

Hiawatha Fire Department

Hiawatha, IA

This report was generated on 10/11/2017 4:40:41 PM

Incident Count by Weekday and Hour for Zone and Date Range

Zone: All Zones | Start Date: 09/01/2017 | End Date: 09/30/2017

Hour	Sun	Mon	Tue	Wed	Thu	Fri	Sat
00:00	1	0	1	0	0	0	0
01:00	0	0	0	0	0	0	0
02:00	1	0	0	1	0	0	1
03:00	1	0	0	0	0	0	0
04:00	0	1	2	0	0	1	0
05:00	0	1	0	0	1	1	0
06:00	0	0	0	1	0	0	0
07:00	0	0	0	0	2	0	0
08:00	0	0	2	1	0	1	0
09:00	1	1	2	0	0	0	0
10:00	2	1	0	1	0	1	0
11:00	1	0	1	2	1	2	2
12:00	0	1	1	1	1	1	1
13:00	1	4	1	3	2	1	1
14:00	0	0	0	1	0	0	3
15:00	0	0	2	0	2	2	1
16:00	0	0	4	2	2	0	0
17:00	0	2	0	0	1	0	1
18:00	2	1	3	1	3	1	2
19:00	0	2	1	2	0	1	0
20:00	2	0	0	0	0	0	1
21:00	0	0	0	0	0	0	2
22:00	1	0	0	0	1	0	0
23:00	0	1	1	0	0	1	0
Total Responses for Day	13	15	21	16	16	13	15
% of Responses for Day	15.38%	26.67%	19.05%	18.75%	18.75%	15.38%	20.00%
% of Responses for Week	11.93%	13.76%	19.27%	14.68%	14.68%	11.93%	13.76%

Hour	Total per Hour	Percent
00:00	2	1.83%
01:00	0	0.00%
02:00	3	2.75%
03:00	1	0.92%
04:00	4	3.67%
05:00	3	2.75%
06:00	1	0.92%
07:00	2	1.83%
08:00	4	3.67%
09:00	4	3.67%
10:00	5	4.59%
11:00	9	8.26%
12:00	6	5.50%
13:00	13	11.93%
14:00	4	3.67%
15:00	7	6.42%
16:00	8	7.34%
17:00	4	3.67%
18:00	13	11.93%
19:00	6	5.50%
20:00	3	2.75%
21:00	2	1.83%
22:00	2	1.83%
23:00	3	2.75%
Total	109	100.00%

Incident Count by Weekday and Hour for Zone and Date Range. Zone information is defined on the Basic Info 3 screen of an incident.
Only REVIEWED incidents included.
Maximum call volumes for each day are shown with a RED background, and maximum call volumes for each hour are shown with a BLUE background.
"% of Responses for Day" indicates the maximum hourly call volume as percentage of total calls for the day of the week.
"% of Responses for Week" indicates the total number of calls for the day of the week as a percentage of total calls.

Hiawatha Fire Department

Hiawatha, IA

This report was generated on 10/11/2017 4:39:05 PM

Count of Days with Same Incident Count by Day for Date Range

Start Date: 09/01/2017 | End Date: 09/30/2017

INCIDENTS PER DAY	COUNT OF DAYS
0	1
1	3
2	3
3	7
4	7
5	5
6	3
8	1

Table showing count of days with same call volume within date range. Only REVIEWED incidents included