HIAWATHA FIRE-RESCUE

**MEMORANDUM**

**TO:** HONORABLE MAYOR, HIAWATHA CITY COUNCIL

**FROM:** MIKE NESSLAGE, FIRE CHIEF

**SUBJECT:** MONTHLY REPORT FOR AUGUST 2018

**DATE:** 9/14/2018

As I've written about before, we have been down from last year. This month ending we are just 3 calls behind last year. When you remove the Area Ambulance mutual aid calls, we are up 4.5%. However, we are seeing an increase in the number of mutual aid calls to Area again. In the first six months of 2018 we responded to 19 mutual aid calls to Area Ambulance. So far this quarter we have responded to 23 already. The statistical data is attached.

On the agenda for Wednesday night is the Fire Prevention Week proclamation. Fire Prevention week is October 7-13th. I'll be making a brief presentation on Wednesday night. One of the things I'm really proud of is the work that Matt Powers and Zach Brunscheen have put into Fire Inspections and Fire Pre Plans. They did 27 fire inspections last month alone. I have started attaching those for you in the report.

We have been working on remodeling the training room, which is now more of a multi-purpose room. We will be repainting the room, replacing the 18 year old carpet, and adding two wall beds. We have a final quote for carpet, and I'll be brining you quote to add two pull down beds.

Dan Veerhusen has been working on the Public Safety Drone policies. There are many uses for it, both in emergency and non emergency situations. The recent drowning in Cedar Rapids demonstrates the need in emergency situations. We have completed much of our background research and written policies. We expect to bring that to you in the next month also.

I've been working on a residential knox box program. We have a commercial knox box program in place. The similar program for residents will allow them the same benefits; having a key secured on the outside of the house that we can access in an emergency. I expect to bring it to you soon.

One of my CIP projects is to begin adding Mobile Data Computers to fire and ambulance vehicles. I have a CIP request that was previously approved to fund portion of that. However, I was able to get the E911 board to agree to fund 75% of the cost, or $27,652 for that. There are a lot of different components to this project.

We have been busy this month with the DAEC project. We have a paramedic out there 24 hours a day. This always adds a little extra work for us as we have to staff here, and at the plant. We expect to wrap that up by the end of the month.

As always, if you have any questions please contact me.

# Hiawatha Fire Department

*Hiawatha, IA*

This report was generated on 9/14/2018 12:52:31 PM

**Breakdown by Major Incident Types for Date Range**

Zone(s): All Zones | Start Date: 08/01/2018 | End Date: 08/31/2018

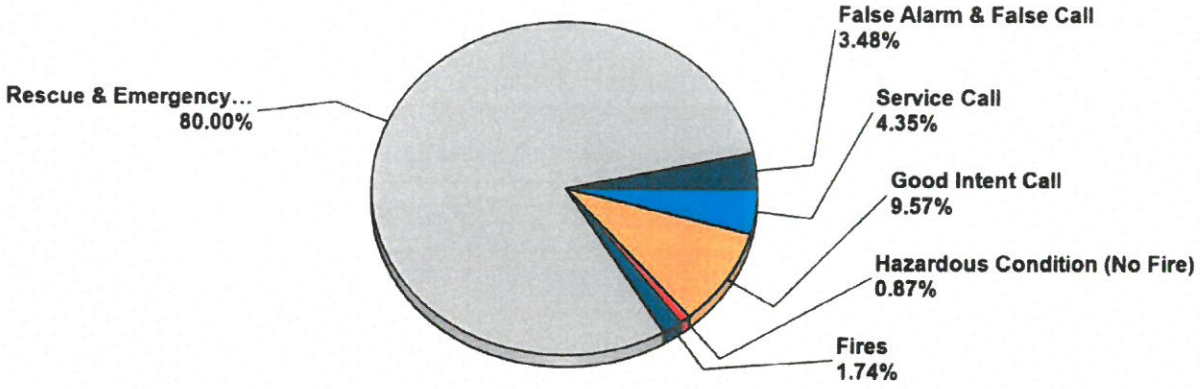


| MAJOR INCIDENT TYPE | # INCIDENTS | % of TOTAL |
|---|---|---|
| Fires | 2 | 1.74% |
| Rescue & Emergency Medical Service | 92 | 80.00% |
| Hazardous Condition (No Fire) | 1 | 0.87% |
| Service Call | 5 | 4.35% |
| Good Intent Call | 11 | 9.57% |
| False Alarm & False Call | 4 | 3.48% |
| TOTAL | 115 | 100.00% |

Only REVIEWED incidents included. Summary results for a major incident type are not displayed if the count is zero.

| Detailed Breakdown by Incident Type | | |
|---|---|---|
| INCIDENT TYPE | # INCIDENTS | % of TOTAL |
| 111 - Building fire | 1 | 0.87% |
| 118 - Trash or rubbish fire, contained | 1 | 0.87% |
| 321 - EMS call, excluding vehicle accident with injury | 86 | 74.78% |
| 322 - Motor vehicle accident with injuries | 3 | 2.61% |
| 331 - Lock-in (if lock out , use 511 ) | 1 | 0.87% |
| 381 - Rescue or EMS standby | 2 | 1.74% |
| 412 - Gas leak (natural gas or LPG) | 1 | 0.87% |
| 511 - Lock-out | 1 | 0.87% |
| 550 - Public service assistance, other | 1 | 0.87% |
| 554 - Assist invalid | 1 | 0.87% |
| 561 - Unauthorized burning | 1 | 0.87% |
| 571 - Cover assignment, standby, moveup | 1 | 0.87% |
| 611 - Dispatched & cancelled en route | 6 | 5.22% |
| 622 - No incident found on arrival at dispatch address | 5 | 4.35% |
| 733 - Smoke detector activation due to malfunction | 1 | 0.87% |
| 735 - Alarm system sounded due to malfunction | 2 | 1.74% |
| 745 - Alarm system activation, no fire - unintentional | 1 | 0.87% |
| TOTAL INCIDENTS: | 115 | 100.00% |

Only REVIEWED incidents included. Summary results for a major incident type are not displayed if the count is zero.

# Hiawatha Fire Department

*Hiawatha, IA*

This report was generated on 9/14/2018 12:53:25 PM

**Incident Count for Zone for Date Range**

Zone: All Zones | Start Date: 08/01/2018 | End Date: 08/31/2018

| ZONE | NUMBER OF CALLS |
|---|---|
| 090 - Cedar Rapids | 2 |
| 090A - Area Mutual Aid Calls, all areas | 16 |
| 101 - Rainbow Estates | 22 |
| 111 - Library/Tucker Park/City Hall | 7 |
| 113 - Robins Rd, South of Boyson | 6 |
| 114 - Center Point Rd, Emmons to Boyson | 3 |
| 121 - West Hiawatha/Heritage Green | 8 |
| 131 - Monroe Township/Hiawatha Fire | 6 |
| 211 - North Center Point Road, Stamy Rd Industrial Park | 17 |
| 212 - Robins Rd, North of Boyson | 5 |
| 218 - Bali Hai | 7 |
| 221 - Hiawatha North, Progress Drive Area | 3 |
| 222 - Wolf Creek Neighborhood | 1 |
| 380 - On I-380 or right away/ramps | 1 |
| 600 - Palo and Palo FPD6 | 3 |
| 800 - Shellsburg/Shellsburg FPD | 8 |
| TOTAL: | 115 |

Zone information is defined on the Basic Info 3 screen of an incident. This report counts each exposure. Only REVIEWED incidents included.

# Hiawatha Fire Department

*Hiawatha, IA*

This report was generated on 9/14/2018 12:49:12 PM

**Incidents by Shift for Date Range**

Start Date: 08/01/2018 | End Date: 08/31/2018

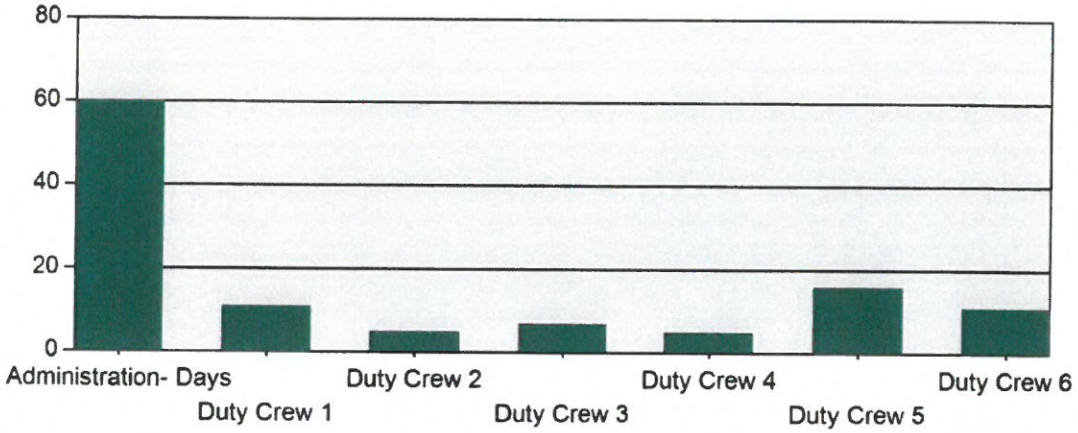


| SHIFT | # INCIDENTS |
|---|---|
| Administration- Days | 60 |
| Duty Crew 1 | 11 |
| Duty Crew 2 | 5 |
| Duty Crew 3 | 7 |
| Duty Crew 4 | 5 |
| Duty Crew 5 | 16 |
| Duty Crew 6 | 11 |
| **TOTAL:** | **115** |

Incidents with multiple EXPOSURES, with distinct stations, may create a slight difference between the report total and total number of actual incidents for the DATE RANGE provided. The totals reflect the # INCIDENTS each STATION was assigned. Only REVIEWED incidents included.

# Hiawatha Fire Department

*Hiawatha, IA*

This report was generated on 9/14/2018 12:55:32 PM

**Incidents by Day of the Week for Date Range**

Start Date: 08/01/2018 | End Date: 08/31/2018

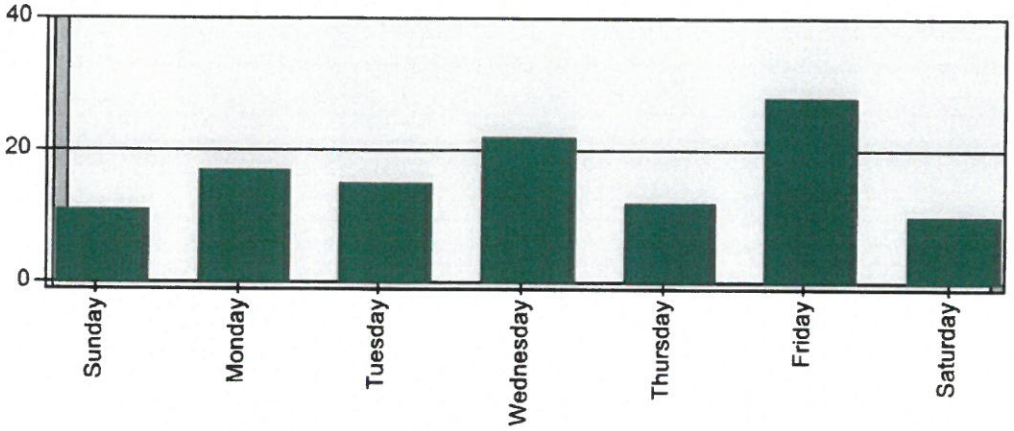


| DAY OF THE WEEK | # INCIDENTS |
|---|---|
| Sunday | 11 |
| Monday | 17 |
| Tuesday | 15 |
| Wednesday | 22 |
| Thursday | 12 |
| Friday | 28 |
| Saturday | 10 |
| **TOTAL** | **115** |

Only REVIEWED incidents included

# Hiawatha Fire Department

*Hiawatha, IA*

This report was generated on 9/14/2018 12:51:11 PM

**Total Incidents per Personnel for Date Range**

Personnel: Ayers-Berry, Tanner Q; Barth, Jared R; Bentley, Stefan A; Betts, Joshua M; Brenneman , Greg S and 54 more | Sort By: Count | Start Date: 08/01/2018 | End Date: 08/31/2018

| PERSONNEL | COUNT | PERCENTAGE |
|---|---|---|
| Powers , Matthew K | 60 | 52.17 % |
| Walter , Daniel C | 59 | 51.30 % |
| Nesslage , Michael V | 51 | 44.35 % |
| Brunscheen , Zachary R | 36 | 31.30 % |
| Brenneman , Greg S | 35 | 30.43 % |
| Brown , Taylor James Kenneth | 33 | 28.70 % |
| Daley , Jeffrey M | 30 | 26.09 % |
| Fairlie , Caleb A | 23 | 20.00 % |
| Tarasi, Frank P | 23 | 20.00 % |
| Jellison , Nicholas J | 22 | 19.13 % |
| Powell, Micah M | 21 | 18.26 % |
| Ransford , Brad A | 20 | 17.39 % |
| Packman, Nathan A | 18 | 15.65 % |
| Veerhusen , Dan S | 17 | 14.78 % |
| Cole, Douglas J | 16 | 13.91 % |
| Ayers-Berry, Tanner Q | 14 | 12.17 % |
| Kroemer , Kurt T | 14 | 12.17 % |
| Rasmussen, Deborah D | 14 | 12.17 % |
| Gelski , Christopher D | 13 | 11.30 % |
| Kjome , Ben H | 13 | 11.30 % |
| Hobbs , Jedidiah J | 12 | 10.43 % |
| Betts, Joshua M | 11 | 9.57 % |
| Mackin , William F | 11 | 9.57 % |
| Studt , Scott A | 11 | 9.57 % |
| Thoreson, Kyle I | 11 | 9.57 % |
| Lellig , Matthew R | 9 | 7.83 % |
| Barth, Jared R | 8 | 6.96 % |
| Dieter, Jered P | 8 | 6.96 % |
| Hoover , Eric R | 8 | 6.96 % |
| Kennally, Joey N | 8 | 6.96 % |
| Rowell, Spencer A | 8 | 6.96 % |
| Van Weelden, Shelby S | 8 | 6.96 % |
| Rounds, Martin A | 7 | 6.09 % |
| Schinstock, Todd R | 7 | 6.09 % |
| Bentley, Stefan A | 6 | 5.22 % |
| Craven , Stephen H | 5 | 4.35 % |
| Langguth , Pacer L | 5 | 4.35 % |
| Kray, Jacob R | 4 | 3.48 % |

Includes incidents where personnel responded to on or off an apparatus. Only REVIEWED incidents included.

| PERSONNEL | COUNT | PERCENTAGE |
|---|---|---|
| Lightner, Israel C | 4 | 3.48 % |
| Wallraff, Nicholas J | 4 | 3.48 % |
| Westendorf , Joseph W | 4 | 3.48 % |
| Cross, Coleman T | 3 | 2.61 % |
| Hook , Michael W | 3 | 2.61 % |
| Lane, Elliana C | 3 | 2.61 % |
| McCarty, Payton J | 3 | 2.61 % |
| Miller, Christina L | 2 | 1.74 % |
| Sweeney , Andrew S | 2 | 1.74 % |
| Froehlich , Adam N | 1 | 0.87 % |
| Hartke, Aaron J | 1 | 0.87 % |
| Mackin, Samantha R | 1 | 0.87 % |
| Sum of Individual Responses | 710 | |
| Total Incidents for Date Range | 115 | |

Includes incidents where personnel responded to on or off an apparatus. Only REVIEWED incidents included.

# Hiawatha Fire Department

*Hiawatha, IA*

This report was generated on 9/14/2018 1:14:40 PM

**Completed Inspections for Occupancy Type for Date Range**

multioccupancytype: All Occupancy Types | Start Date: 08/01/2018 | End Date: 08/31/2018

| DATE | OCCUPANCY | ADDRESS | INSPECTOR |
|---|---|---|---|
| **Occupancy Type: Assembly** | | | |
| 08/08/2018 | Hiawatha Library | 150 W Wilman ST | Brunscheen , Zachary R |
| 08/15/2018 | Roaster's Coffee House | 1059 N Center Point RD | Brunscheen , Zachary R |
| 08/15/2018 | Pitaz | 1057 N Center Point RD | Brunscheen , Zachary R |
| 08/17/2018 | Air FX | 1100 N 18th AVE | Brunscheen , Zachary R |
| 08/17/2018 | DQ Grill & Chill | 100 Center Point RD | Brunscheen , Zachary R |
| 08/21/2018 | Air FX | 1100 N 18th AVE | Brunscheen , Zachary R |
| 08/21/2018 | Pitaz | 1057 N Center Point RD | Brunscheen , Zachary R |
| 08/21/2018 | Oscars Family Restaurant | 768 N Center Point RD | Brunscheen , Zachary R |
| 08/21/2018 | Roaster's Coffee House | 1059 N Center Point RD | Brunscheen , Zachary R |
| 08/28/2018 | Roaster's Coffee House | 1059 N Center Point RD | Powers , Matthew K |
| **Occupancy Type: Business Office** | | | |
| 08/06/2018 | Hiawatha Fire Department | 60 10th AVE | Brunscheen , Zachary R |
| 08/14/2018 | Eagle Technology Management | 805 Tower Terrace RD | Powers , Matthew K |
| 08/15/2018 | Culver's | 1005 N Center Point RD | Brunscheen , Zachary R |
| 08/17/2018 | That One Cupcake Place | 766 N Center Point RD | Brunscheen , Zachary R |
| 08/21/2018 | That One Cupcake Place | 766 N Center Point RD | Brunscheen , Zachary R |
| 08/28/2018 | That One Cupcake Place | 766 N Center Point RD | Powers , Matthew K |
| **Occupancy Type: Church/Places of Worship** | | | |
| 08/07/2018 | Community of Christ Church | 1500 Blairs Ferry RD | Powers , Matthew K |
| **Occupancy Type: Low Hazard Storage** | | | |
| 08/24/2018 | Crystal Group | 855 Metzger DR | Powers , Matthew K |
| 08/29/2018 | Dental Prosthetics | 705 N Center Point RD | Powers , Matthew K |
| **Occupancy Type: Moderate Hazard Storage** | | | |
| 08/02/2018 | UPS | 1605 Hawkeye DR | Brunscheen , Zachary R |
| 08/15/2018 | Hiawatha Water Department including well | 1410 Robins RD | Powers , Matthew K |
| 08/15/2018 | Hiawatha Water Treatment Plant | 2030 Boyson RD | Powers , Matthew K |
| 08/15/2018 | Suite A (TBD) | 1700 Hawkeye DR #A | Powers , Matthew K |
| 08/15/2018 | Hiawatha Water Dept Well 10 | 2910 Fitzroy RD | Powers , Matthew K |
| 08/15/2018 | Hiawatha Water Dept Well 9 | 305 10th AVE | Powers , Matthew K |
| 08/17/2018 | UPS | 1605 Hawkeye DR | Brunscheen , Zachary R |
| 08/23/2018 | Tower Commerce Park Lot 2 | 1700 Hawkeye DR | Powers , Matthew K |

Locked inspections only. Not archived occupancies.