

Water Service Single Family Homes

Failure to comply with the following document may result in failure of inspection

- Construction meters **must** be used. \$100.00 refundable deposit is required along with the purchase of the permanent water meter. If construction meter is not used, a \$100.00 fee will be added to the permanent meter cost.
- All curb stops shall be operated **ONLY** by the Hiawatha Water Department.
- Any straight pipe used in place of a meter at any time results in a \$250.00 penalty – 1st offense, \$500.00 – 2nd offense, \$750.00 – 3rd offense. Repeat offender will automatically be charged a \$750.00 fee.
- Schedule 40 or Schedule 80 PVC or EMT ¾” minimum conduit – **NO Exceptions!**
- Conduit must be the shortest distance to the outside with the least number of corners and a pull cord.
- Where polyethylene tubing SDR9 CTS is installed a compression fitting of brass material & stiffener shall be used to connect from SDR 9 pipe to plumbing to meter.

Curb Box locations: If curb boxes are located in paved areas, Contractor will be required to have a pavement box installed around the curb box lid area so the curb box is not poured into the pavement. See Section 6. SERVICES SHUT OFFS of the Hiawatha Water Department Rules & Regulations. Also, Appendix 1 and Appendix 2 - Hiawatha Design Manual.

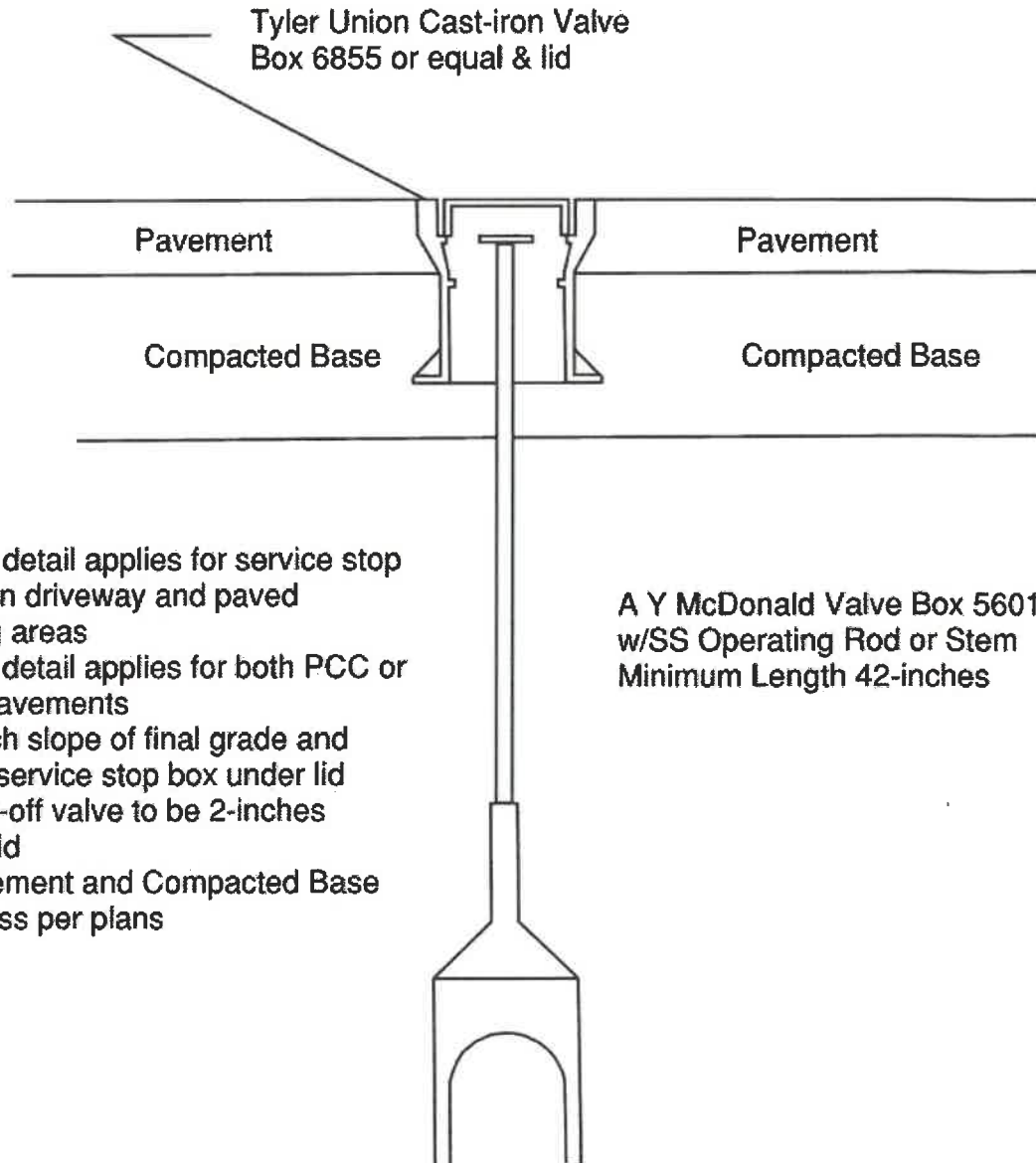
Water Meter Setting Requirements: Water meters shall be installed in the manor set in Ch. 156 of the Code of Ordinances, Sec. 156.12. This section sets the clearance and wiring requirements needed for the installation of the city water meters. See Appendix 3 of the Hiawatha Design Standards. The manual shows installation limits from where the water service enters a building. This is for a single meter set and a double meter set to allow for an irrigation system.

Construction Meter Requirement: Construction meters are straight read water meters required to be installed at every construction site that requires the use of water for construction purposes. Construction water meters are for temporary use only and must be installed prior to the rough-in inspection by your plumber. Construction water meters require a \$100 deposit, due before the meter can be picked up.

At the same time the construction meter is picked up, the Water Department requires payment for the permanent water meter. A Consumer Meter Charge covers the cost of the permanent water meter and must be installed by the Water Department Operators just prior to occupancy of the building. This is a onetime meter use fee. Water meters remain the property of the City of Hiawatha.

The Water Department should be contacted by the plumber or contractor to turn water on. There is no charge for turning the water on.

Irrigation System: All permanent irrigation systems are required to have a backflow preventer device installed at the same time as the irrigation system is installed. The backflow preventer has to be a testable device. This device has to be tested annually with a copy of the test filed with the Hiawatha Water Department. For a customer to receive a sewer waiver, a second water meter has to be installed. See Appendix 3 of the Hiawatha Water Departments Rules & Regulations.

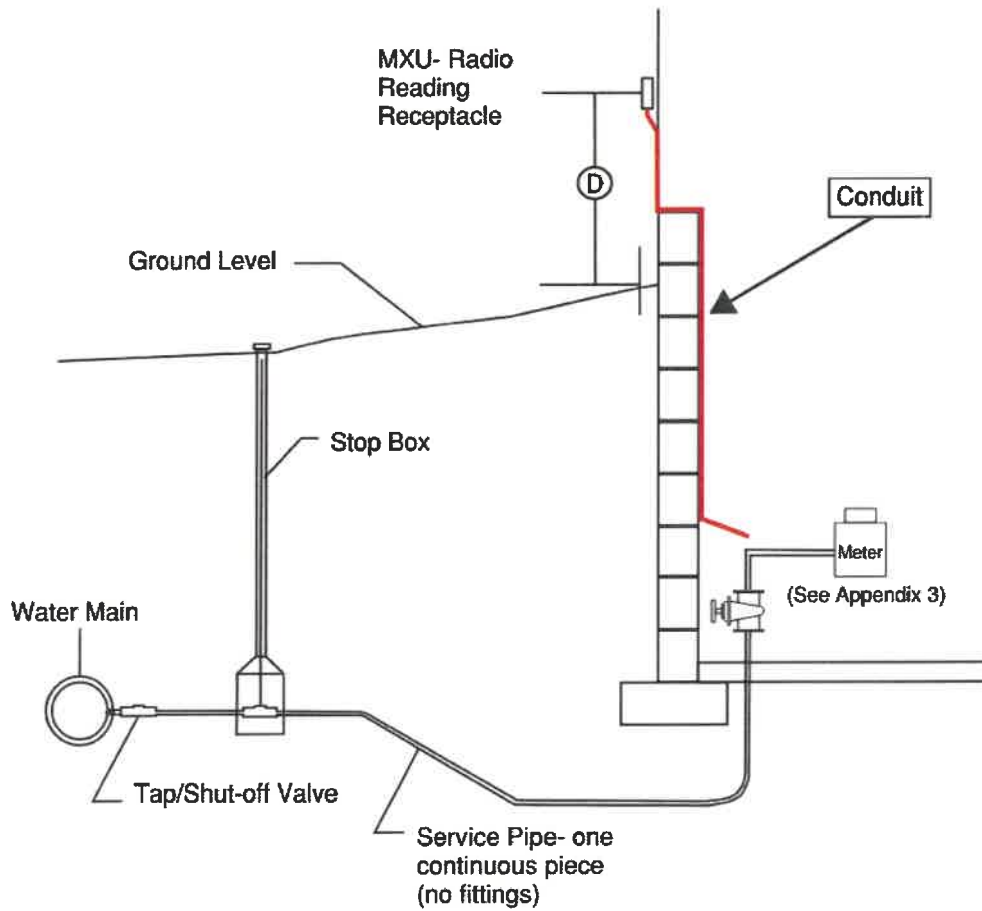


Notes:

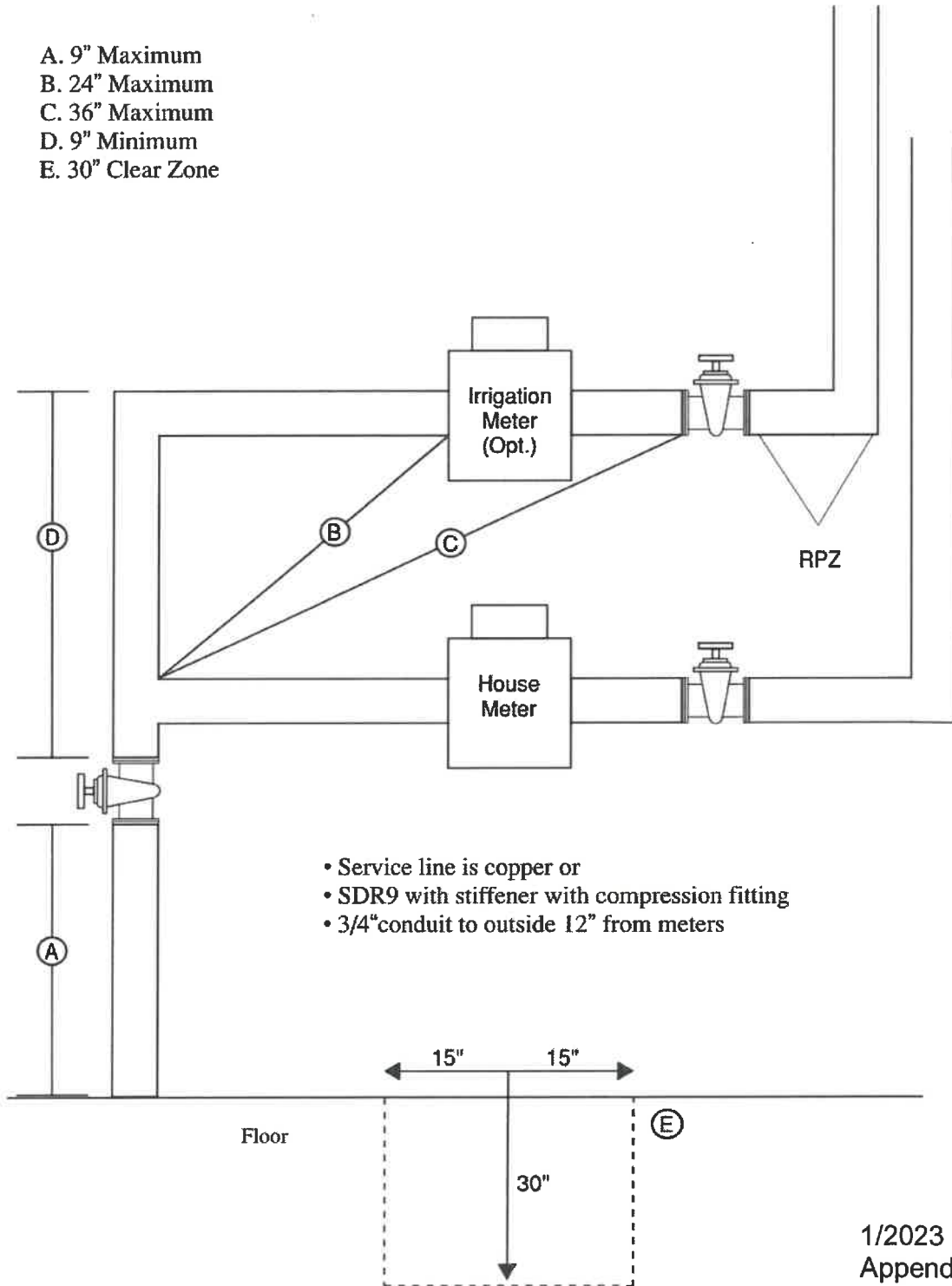
1. This detail applies for service stop boxes in driveway and paved parking areas
2. This detail applies for both PCC or HMA pavements
3. Match slope of final grade and center service stop box under lid
4. Shut-off valve to be 2-inches below lid
5. Pavement and Compacted Base thickness per plans

Installation Limits:

D. 3' Minimum to 5'
Maximum



- A. 9" Maximum
- B. 24" Maximum
- C. 36" Maximum
- D. 9" Minimum
- E. 30" Clear Zone



- a. A curb box and curb stop (shut off valve) for controlling the supply of water to consumers shall be placed on every service. Any multiple dwelling occupancy structures constructed within the area serviced by the Water Department shall have a curb stop and curb box for each unit, or a meter control room constructed for control of each occupancy division in the structure. The meter control room shall be locked and a key provided to the Water Department. The meter control room must be accessible from the outside of the structure or common hallway inside the structure.
- b. When connections are made in the street, the curb box and curb stop shall be placed seven to seven and one half feet outside the property line towards the street whenever possible, and when made in an alley or a utility easement, the connection shall be placed twelve inches inside the easement closest to the structure.
- c. The cover of the curb box shall be maintained at the same height as the sidewalk of the surrounding finished grade. The general contractor or builder is responsible for the height of the curb box. Where area walls or curb lines prevent the location of the curb box and curb stop at the point indicated, they shall be placed immediately within the area of the wall and curb line. All curb boxes must be placed at right angles to the main through the service corporation to the curb stop and curb box. If a curb box is located in the sidewalk or driveway area it shall have a valve box top and lid placed over it, set to finished grade, and concrete poured around the valve box top. ***See Appendix 1**
- d. Every service pipe must also have a gate or ball valve placed in the building within nine inches of the point where the pipe enters the building. The valve shall be kept in working order at all times so that the water may be shut off by the occupant of the premises. There shall also be a gate or ball valve placed on the outlet side of the water meter not more than three feet from the meter, so that the meter can be taken out or replaced without draining the pipe system in the building. The meter and valves should be accessible from one location. ***See Appendix 2 and Appendix 3**
- e. All corporation stops on the line of service must have round ways of the same diameter as the pipe with which they are placed, have proper handles for turning on and off and be of a make and pattern approved by the Water Department.
- f. The curb box used shall be of a design approved by the Water Department, and must have an unobstructed opening of one inch in diameter and have a stem rod connected to the curb stop with a brass pin. The cover for the curb box shall be marked with the word "WATER" in raised letters.
- g. The outside curb stop and curb box shall be under the sole control of the Water Department and no one, except a Water Department employee or person specifically authorized by the Water Department, shall open the cover of the box, or turn on or

turn off the water. Licensed plumbers may turn the water on or off to test the plumbing or make repairs, but whenever so used, the shut off must be left closed if found closed, and open if found open, by the plumber who uses it.

- h. If the Water Department makes one trip to shut off and turn the box on within the same day (Monday-Friday) there is no charge. If there is more than one trip out and back, a service call charge per hour (1 hour minimum) will be applied to the water bill.
- i. The owner or occupant of the premises where a water service is installed shall be held responsible for protecting the curb box if serviced. The owner or occupant shall protect the box from any damage or interference from any person. In case of any damage to the curb box, the owner or occupant shall give immediate notice to the Water Department office and the property owner shall have the curb box repaired at the property owner's expense.
- j. Property owners having water services which does not have separate curb stops, corporation stops, and boxes for each building, or which otherwise do not conform to the requirements of these Rules and Regulations, shall put in such curb stops and/or corporation stops, or make such other changes as are necessary to conform to these requirements when so instructed by the Water Department.
- k. Any rental property within the City limits where there is only one water service for multiple meters will be required to put in a new service line for each meter within the property. A Landlord will have the option to have the Water Department install a remote water valve control system on each individual meter at the property so each meter can be shut off in the event of non-payment or any other water issue. Landlords will be responsible for any installation costs incurred in either process. If the Landlord so chooses to put in the remote water valve control system, the cost will be for each individual system installed. The remote water valve system will be the property of the Water Department.
- l. **RESPONSIBILITY IN TURNING ON/OFF WATER:** The City, the Board and the Water Department shall not be responsible for any damage to property or personal injury incurred by any person turning the water on or off, or for any other causes.
- m. **RIGHT TO SHUT OFF WATER:** The City reserves the right at any time, when necessary and without notice, to shut the water off at the mains for the purpose of making repairs, extensions or for other purpose. No claims shall be made against the City by reason of the breakage of any service pipe or valve or from any other damage that may result from shutting off water for repairing, laying or relaying mains, hydrants or other connections. The Water Department shall give notice of shutting off water if conditions are such that it is possible to do so.
- n. **TEMPORARY MAINS:** Pipe laid temporarily in streets where there are no water mains will be installed under the direct supervision of the Water Department. Temporary mains shall be laid at the expense of the party to be served through the temporary mains.

156.12 SIZE OF METER AND BUILDING SUPPLY PIPE. The Hiawatha Plumbing Code is hereby amended by amending Section 610.8 of the *UPC*, as follows:

610.8 Size of Meter and Building Supply Pipe

610.8.1 No building supply pipe shall be less than one inch (25 mm) in diameter.

610.8.2 General Requirements: The size and installation of the meter and the building supply pipe shall be as follows:

610.8.2.1 Remote Reader Conduit. All buildings using City water shall have installed Schedule 40 or Schedule 80 PVC conduit or metallic tube conduit (EMT) starting within 12 inches of the water meter inside location. The conduit shall not have 90-degree right angle fittings. All bends must be sweeping to let wire feed through easily. All commercial, industrial and apartments over dwelling units shall install 3/4-inch conduit. All residential buildings dwelling units and less including single family homes shall have 1/2-inch conduit installed. The conduit shall end in a location with the other utility metering devices and be flush with the outside of the building. ***See Appendix 2**

610.8.2.2 Meter Clearances. There shall be suitable place for the meter, so as to keep it dry and clean with ready access at all times, and with a minimum clear work space of 30 inches deep by six feet high. All valves and fittings necessary to provide connection to meter shall be provided by the owner. ***See Appendix 3**

610.8.2.3 Protection of Meters and Equipment. No one shall in any way interfere with the proper registration of a water meter, and no one except an authorized employee of the Water Department shall break the seal of a meter, except the Water Department may grant written permits to plumbers in case of emergency to break such seal for draining pipes or stopping water leaks.

610.8.2.4 All water meters must be installed prior to requesting final inspections.

610.8.2.5 All water service lines on commercial buildings shall be protected with a listed RPZ backflow preventer.

610.8.2.6 All water service lines shall be single piece and without joints where located under a building.

610.8.1 - Table 610.4: In addition to the general requirements in 610.8.1.1 through 610.8.1.7 the size of the meter shall be determined using UPC Table 610.4 as directed.

Items (1) through (6) in UPC Section 610.8 to remain unchanged.